



Specialized Purchasing Consultants

1491 East Side River Road

Dummer, NH 03588

(800)750-1538

2018-2019 Annual Report

Year - End Photocopier Analysis

With projected costs for 2019-2020

**Jason Didonato
Saco MSAU
90 Beach Street
Saco, ME 04072**



Specialized Purchasing Consultants Inc.
Serving Maine, New Hampshire & Vermont since 1988

October 2019

Jason Didonato
Saco MSAU
90 Beach Street
Saco, ME 04072

Skip Tilton
President

Corporate Office:
1491 East Side River Road
Dummer, NH 03588
(800) 750-1538

VISIT US ON THE WEB:
www.spccopypro.com

Dear Jason:

We at Specialized Purchasing consultants wish to thank you for your continued confidence in us. Our relationship is **now 15 years strong**, and we hope that your trust in us and this relationship will continue for many years to come.

The following Annual Report provides an overview of last year's reprographic equipment usage and status. Recommendations are included based on usage and remaining life expectancy to address potential problem areas. This will help to avoid needless down time and improve equipment reliability.

Every year we strive to improve or enhance our services to save our clients time, money, and effort. For the past number of years, numerous new features have been implemented to benefit our clients such as Simplified Billing, FMAudit automated meter reading, STARDoc and IT Asset Management. We hope you have found these services to be beneficial and time-saving. We are very pleased to offer these services at no additional charge.

2018/2019 was a busy year for SPC, where we added three new services; Papercut Installer, Vendor Service History Reports and Chromebook Group Purchasing. For the upcoming year, SPC plans to offer a New **Five-Year Fleet Management** interactive tool that studies your printing habits and allows you to control your usage more efficiently over the life of your equipment. With the click of one button, it will incorporate past, present and future usage flagging any potential problematic areas..

We appreciate the opportunity to provide you with the best possible pricing, service, and equipment. We look forward to our meeting. Feel free to share your thoughts and feelings concerning your overall experience with SPC.

Sincerely,

Skip Tilton
President

"Protecting Your Copier Interests"

Table Of Contents

Meet Your Team	3
Equipment Health Status	4
Aging Equipment Summary	5
STARDoc Timeline	6
STARDoc Features	8
STARDoc Features Cont'd	10
In The Pipeline	11
Bar Chart - Annual Black Volume By Location	12
Bar Chart - Annual Black Volume Overall	13
Average Student to Copy Usage - Black	14
Industry Average Copies per Student - Black	15
Bar Chart - Annual Color Volume By Location	16
Bar Chart - Annual Color Volume Overall	17
Average Student to Copy Usage - Color	18
Industry Average Copies per Student - Color	19
Color-to-Total Volume Comparison	20
Usage Profile Service & Supplies	21
Service & Supply Cost Savings	23
Projected Equipment Cost by Building - Black	24
Projected Equipment Cost by Building - Color	25
Service & Supply Usage Profile by Vendor - Black	26
Service & Supply Usage Profile by Vendor - Color	27
Reprographic Equipment Assessment	28
Leased Equipment	29
Owned Equipment	31
STARDoc User Names	32
Benefits of Partnering With SPC - Clients	33
Benefits of Partnering With SPC - Vendors	35

Meet Your Team



Skip Tilton, President
Billie Jo Tilton, Vice President

As co-founders of SPC, Billie Jo and I are very proud of our team of professionals. The concept of group purchasing to save millions has grown since 1988 into providing over 16 different managerial services that increase reliability and extend the life of your equipment. However, none of this would have been possible without the loyalty of our clients, many of whom we have assisted for more than 20 years! Together, we have realized the lowest prices possible while improving the quality of your service and equipment. We have also been able to find ways to increase your equipment reliability, monitor and track usage variations throughout the year, and keep your costs under control.



Jessica Paradis
Accounting Coordinator

Jessica manages all billing, equipment contracts for service and supplies, and lease or purchase transactions.

Alex Webster
Operations & Marketing Manager

Alex manages the SPC STARDoc site, FM Audit, and equipment upgrades. He also works to market current and new SPC tools and services to existing and potential clients.



Pam Weed
Client-Vendor Relations

Pam maintains a good working relationship between clients and vendors regarding billing issues, equipment reliability, and equipment additions or upgrades. She also works to ensure equipment records are up to date and accurately maintained.

Robert Dutil
Information Technology

Bob works behind the scenes to keep our record-keeping data and programs running smoothly.



Jamin Tilton
Operations Support

Jamin plays a vital role in performing onsite surveys and equipment installation audits. He also assists with contact information updates.

James Cartwright
Operations Support

James provides key support for STARDoc as well as assisting with equipment installation audits.



Heidi Tilton
Office Support

Heidi assists with bookkeeping as well as supporting other office staff with their needs.

Equipment Health Status

Total Number of Machines: **54**

Total Black Photocopiers:	22
Total Color Photocopiers:	15
Total Black Network Printers:	16
Total Color Network Printers:	1
Total Removed From Service:	0

of Units OFF Warranty: **0**

of Units Approaching End of Warranty: **1**

of Units Overused: **0**

of Units Underused: **0**

Commencement Date: 08/01/2018

of Annual Payments Left on Lease: **4**

All Warranties and Service Contracts Expire: 06/30/2024

SPC's FM Audit Print Management Software Loaded: Yes

Printer Contract Signed: Yes

NOTE: When a machine goes off warranty, it does not mean that the service contract expires. It simply means that if a replacement machine becomes necessary, it may not be at "no charge."

Dear Jason,

Your color printing decreased by 8% compared to last year, while the industry experienced a rapid increase in color ... 19% from last year. Your average color copy to student usage is running at 164 compared with the industry average of 216 color copies per student.

The good news is that SPC has developed **Right Size Print Management Software (RS-PMS)** that can take control of this cost with your next upgrade.

In the meantime, we will monitor your usage and offer suggestions or recommendations over the next few years.

Sincerely,
Skip

Aging Equipment Summary

The following equipment is seven or more years from the date they were first offered for sale by the manufacturer. This is a major factor because availability of parts, cost of operation, and warranties all become diminished at 10 years from the Date of Introduction. Usage, age, and service history need to be considered to see if they are due for replacement soon.

Building	Department	Make/Model	Serial Number	Vendor Name	Intro Date
Gov John Fairfield School	Portable - Room 21	Konica Minolta BHC554	A5AY011008982	KMBS	08/01/2012



SPC Timeline

1988 Specialized Purchasing Consultants opens its doors

- Began offering equipment at the sales representative's cost with continued cooperative buying power obtaining competitive rates on leases, equipment, and service and supply contracts.

1999 Improved Annual Reports

- Revised Annual Report format to include new charts and tables for more expansive usage and budget detail.
- Initiated 5% cost per print annual increase cap

2001 Solid-Ink Printers and Meter Collection

- Offered low-cost-of-operation solid-ink network printers to help reduce printing costs
- Began collecting meter reads directly from client and submitting to vendors via spreadsheet, providing more accurate and consistent billing.

2002 Bond Counsel Review

- Added Bond Counsel Review to endure any and all funding sources provided legal documentation to meet State statutes and regulations.

2003 Contracts and Warranties Updated

- Service & Supply Contracts revised to reflect SPC's commitment to managing a client's account for five years while allowing the client a 30-day cancel option.
- Warranty revised to protect equipment, guaranteeing service or replacement at no charge, even if a vendor goes out of business.

2005 Economic Municipal Relief Fund Established

2006 Data Collection Agent

- Data Collection Agent Software offered for meter collection convenience.

2007 Insurance Fund

- Insurance Fund established for equipment upgrades with SPC monitoring installations from start to finish. SPC absorbs cost of returning leased equipment, electrical or network drop installs or upgrades, and surge protectors (ESPs).

2012 STARDoc - Print Management Software Developed and Implemented

- Live Floor Plans allow IT administrators to move devices around on their own floor plans
- Low-end network printers added to contracts and monitored
- Simplified Billing introduced



SPC Timeline

2013 STARDoc - Daily Tracking

- Meters gathered daily to track usage

2014 STARDoc - Monthly Audits

- Users can see a monthly snapshot of current usage and estimated projections

2015 STARDoc - Mapping Options and Asset Management

- Allows mapping of other IT devices (Wireless Access Points, IP Cameras, Projectors, VoIP Phones, etc.)
- IT Asset Management tracks all IT purchases, warranty expirations, etc.

2018 STARDoc - Improved Pinpointing of Budget and Communications

- Improved pinpointing of machines projected to go over budget
- Facilitate communication with your vendor's service manager
- Request service history on any given printer or copier

2019 STARDoc – Service Histories, Chromebook Bid & Papercut Installers

- Request single, multiple, or fleet service history for a specific time period
- Request annual fleet service history
- Scroll through specific copiers or printers going over budget
- SPC's Chromebook bid allowed organizations to piggyback off our cooperative pricing. Many schools like SAU 67 - Bow and SAU 57 - Salem benefited from this pricing.
- 3 of SPC's team members became Certified Papercut installers.

2020 SPC Roadmap

- Five Year Fleet Management (FYFM) - Projects out Five Year costs for all equipment based on current and past usage.
- Update Bid Process to simplify bid submission for all of our vendors.



STARDoc Features

Cost Projection by Department or Building

Who Benefits? Accounts Payable, Business Manager, and Superintendent

- Allows you to formulate next year's budgets as early as December
- Allows you to see the projected usage bill in advance
- Tabulate total budgets and total costs district wide
- Volume or cost pages allow you to pinpoint specific machines on the floor plans
- Timeline - allowing you to go back to see how your budget compares to previous years

Map your devices on Floorplans

Who Benefits? Business Manager, IT

- Identifies detailed information (IP address, serial number, vendor ID, CPC, consumed volume, toner and service alerts)
- Device information tab will allow you to easily access the web interface of the printer/copier
- Identifies detailed information (IP address, serial number, vendor ID, CPC, consumed volume, toner and service alerts)
- Non-reporting device listing for devices that haven't reported for more than 2 weeks
- Asset Management (Servers, Wireless Access Points, IP Cameras, Projectors, Apple TVs)

Floorplan Administration

Who Benefits? Business Manager and IT

- Allows IT and Business Manager to move devices around on Floorplan
- Paper trail of device locations after summer break
- Will show Previous Devices, Present Equipment, and Proposed Equipment

Contacts Page

Who Benefits? Business Manager and IT

- Control Access and Permissions to STARDoc
- Toggle Email all (Toner, Service Monthly Audits)



STARDoc Features

Device Listing Page

- Centralized location for detailed information of District's assets
- Exportable device listing to Excel or PDF
- Tracks additional non-contract devices
- IP Addresses and MAC addresses automatically imported
- Strikethrough on machines that have been removed

Monthly Audits

Who Benefits? Business Manager and Superintendent

- Monthly Cost Snapshot
- Shows amount of devices not reporting to help improve accuracy of projections

Timeline

Who Benefits? Business Manager

- Track historical volume and cost per building

Last Sync Date

Who Benefits? IT Manager

- Shows the last time that FMAudit synced for that client


Consult: Secure Print Release, also known as Follow Me Print or Find-Me Printing

- Print to a single global queue, walk up, and collect at any device.
- Application allows jobs to be held at the server level and released when the user engages it at any multi-function device (MFD).
- Allows users to print at any area within the building as long as the MFD has the features needed by the user.

Over-Budget Report

- Catch overused equipment early, before equipment begins to break down due to overuse.
- Request service history on any machine right through STARDoc.

Over Budget



Room:

Room 201 Principal's Office

Make & Model:

Canon IRC5051

Serial Number:

GQM65369

IP Address:

172.16.10.145

Projected Amount Over Budget:

\$404

This building's average color prints per student is 314

The industry average for color prints per student is 185

Previous

Next

Check Black/Color Default

Close



In The Pipeline...

Five Year Fleet Management (FYFM)

We have all heard the saying that Information is Power! Beginning with your next upgrade, FYFM will put you in the driver's seat.

Purpose of FYFM:

Interactive Tool you can alter with your printing habits. With the click of one button, it will incorporate both past, present and future usage, flagging any potential problematic areas. 'Right Size Print Management' will help to eliminate overused color copiers.

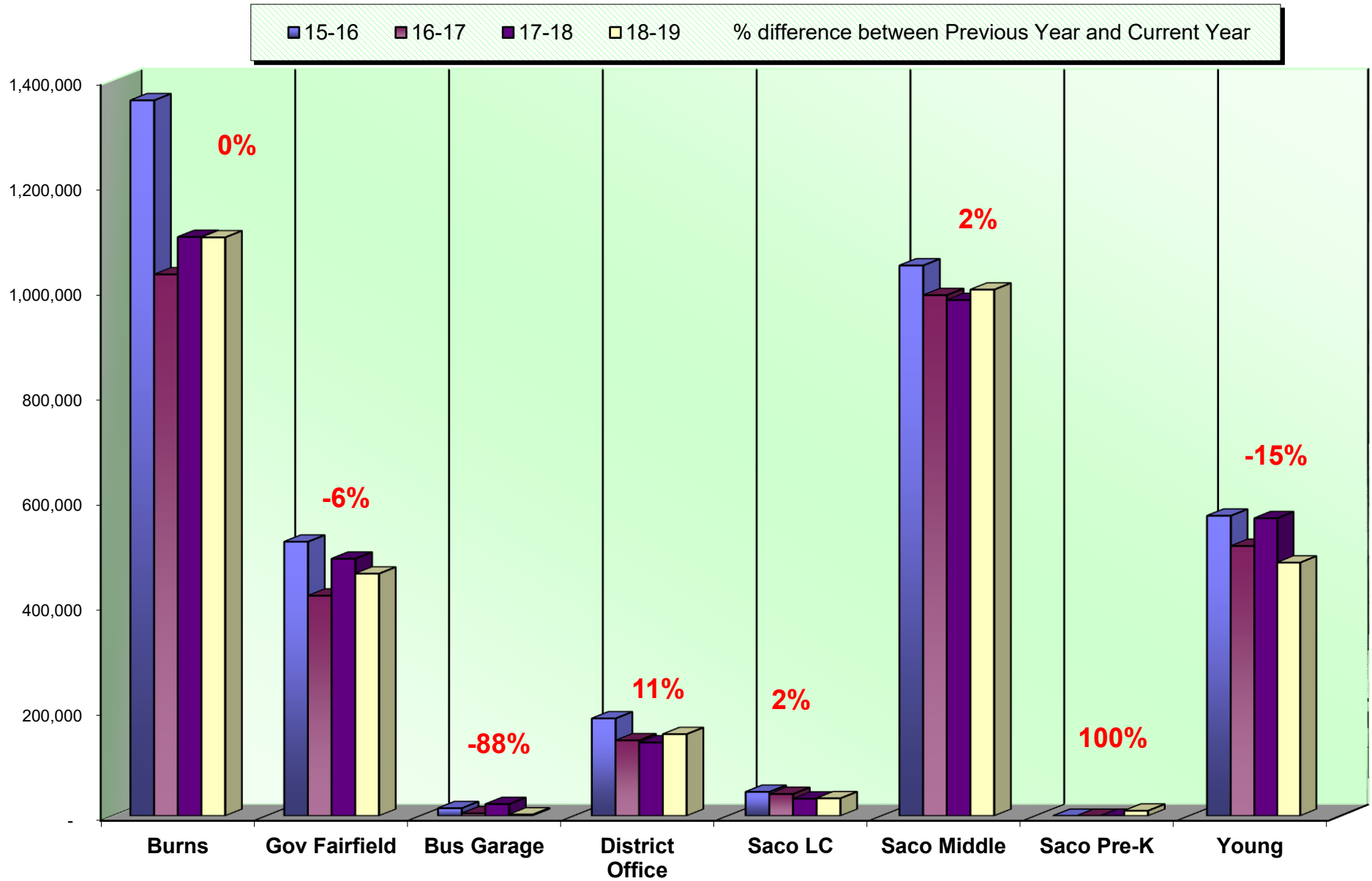
Setting up Future Budgets:

Projecting out your cost is crucial in setting up your budgets. With FYFM you will be able to take control of your future cost for the entire life of your fleet of copiers, MFP's and printers. STARDoc currently studies your printing habits and projects out for about eight months. FYFM will be able to project out your cost and volume for the entire life of your fleet, usually five years out.

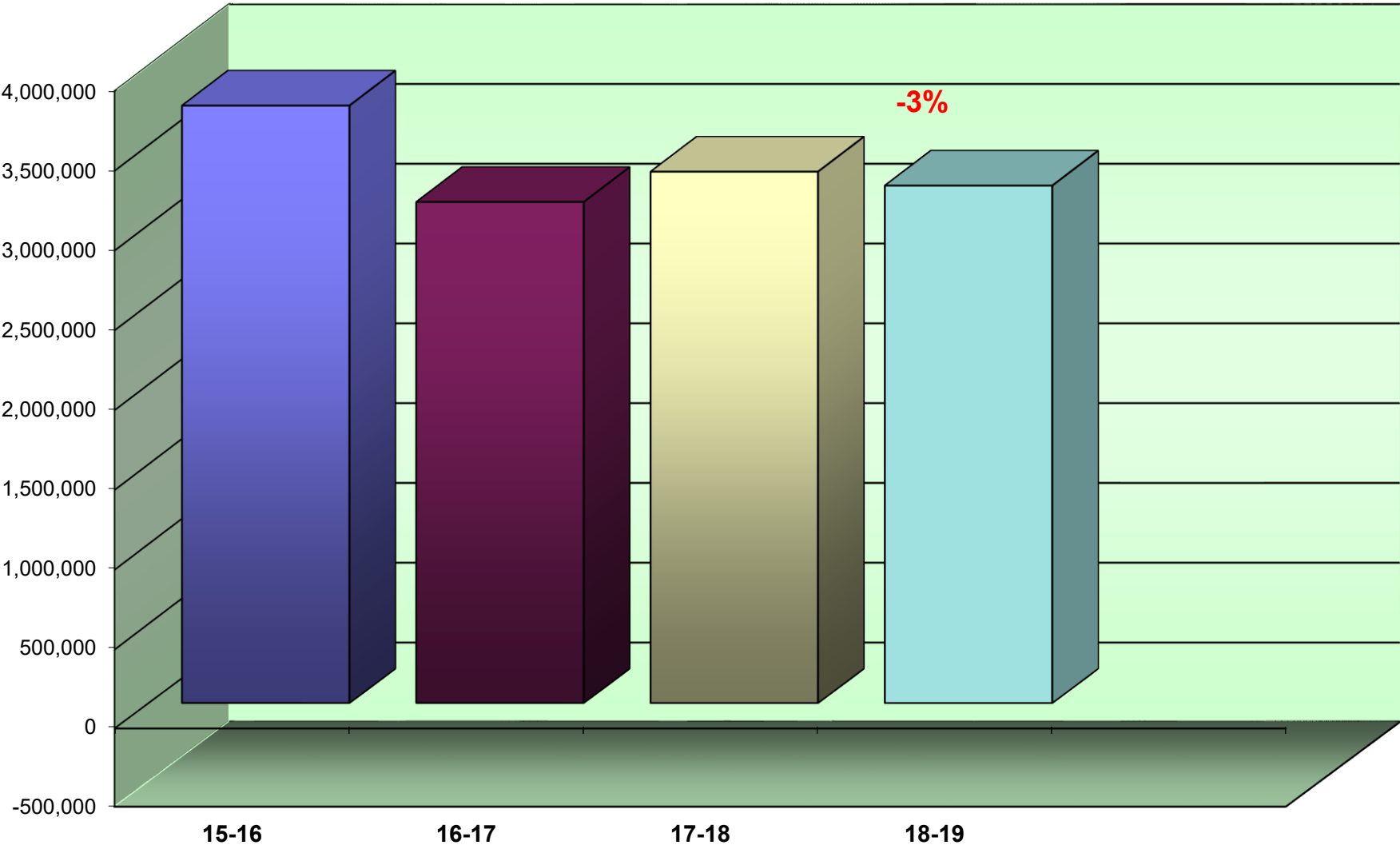
Problematic Machines:

How would you know if your equipment is truly malfunctioning and needs to be replaced under warranty? FYFM will compare your service calls to all SPC's clients for like models and speeds. It will provide you with the number of service calls in a fiscal year and the average copies between calls so that you will know if your equipment is running efficiently and/or needs to be replaced under warranty at no charge. In awarding future bids, you will be able to see which company and which manufacturer is operating the best in your geographic area.

Annual Black Volume by Location



Annual Black Volume Overall



% amount equals the overall increase or decrease between Previous Year and Current Year

Average Student-to-Copy Usage - Black

Using the projected costs by building as the basis, this table represents the projected average usage and cost per student for each building.

Building Name	Student Population	Annual Volume	Total School Cost*	Annual Copies Per Student	Annual Cost Per Student
CK Burns School	616	1,038,332	\$25,829.95	1,686	\$41.93
Gov John Fairfield School	293	440,014	\$10,976.17	1,502	\$37.46
Saco District Bus Garage	0	0	\$0.00	0	\$0.00
Saco District Office	0	137,278	\$4,214.80	0	\$0.00
Saco Learning Center	0	32,349	\$816.48	0	\$0.00
Saco Middle School	559	961,540	\$23,856.74	1,720	\$42.68
Saco Pre-K Program	48	9,776	\$249.34	204	\$5.19
Young Elementary School	267	439,815	\$10,885.11	1,647	\$40.77
Totals	1,783	3,059,104	\$76,828.60	1,716	\$43.09

**Total School Cost refers to the cost of Service & Supplies, Paper, and Equipment. See Projected Equipment Costs by Building table later in this report.*

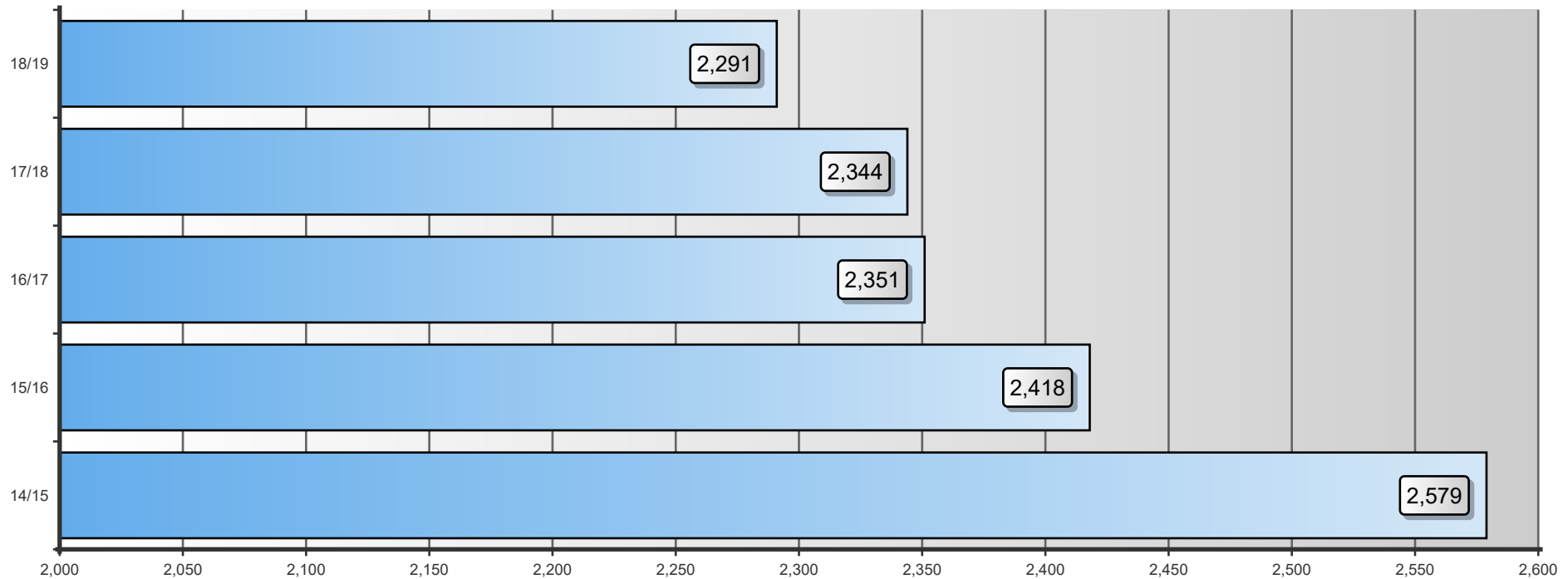
Industry Average Copies per Student - Black

This is an SPC comparison contrasting your district with other client school districts throughout the states of Maine, New Hampshire, and Vermont. By comparing to the Average Student to Copy Usage, this will help you to set up future budgets if student populations increase or decrease within the district or if you plan to build an addition or a new school.

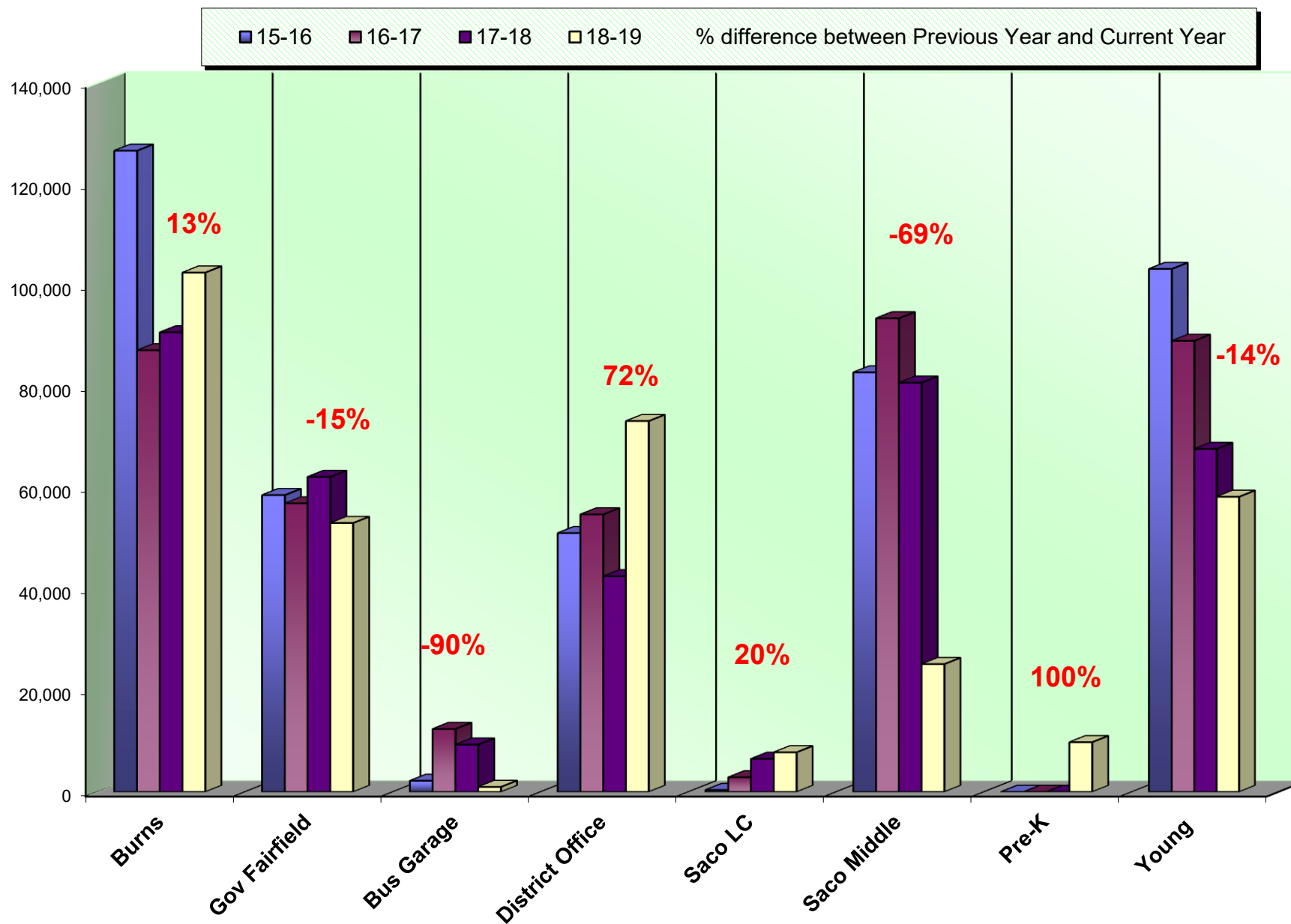
	Total Student Population	Total Annual Volume	Total District Cost*	Annual Copies Per Student	Annual Cost Per Student
All Schools w/Student Populations	83,897	192,210,359	\$4,000,539.34	2,291	\$47.68

*Total District Cost refers to the cost of Service, Supplies, Paper, and Equipment.

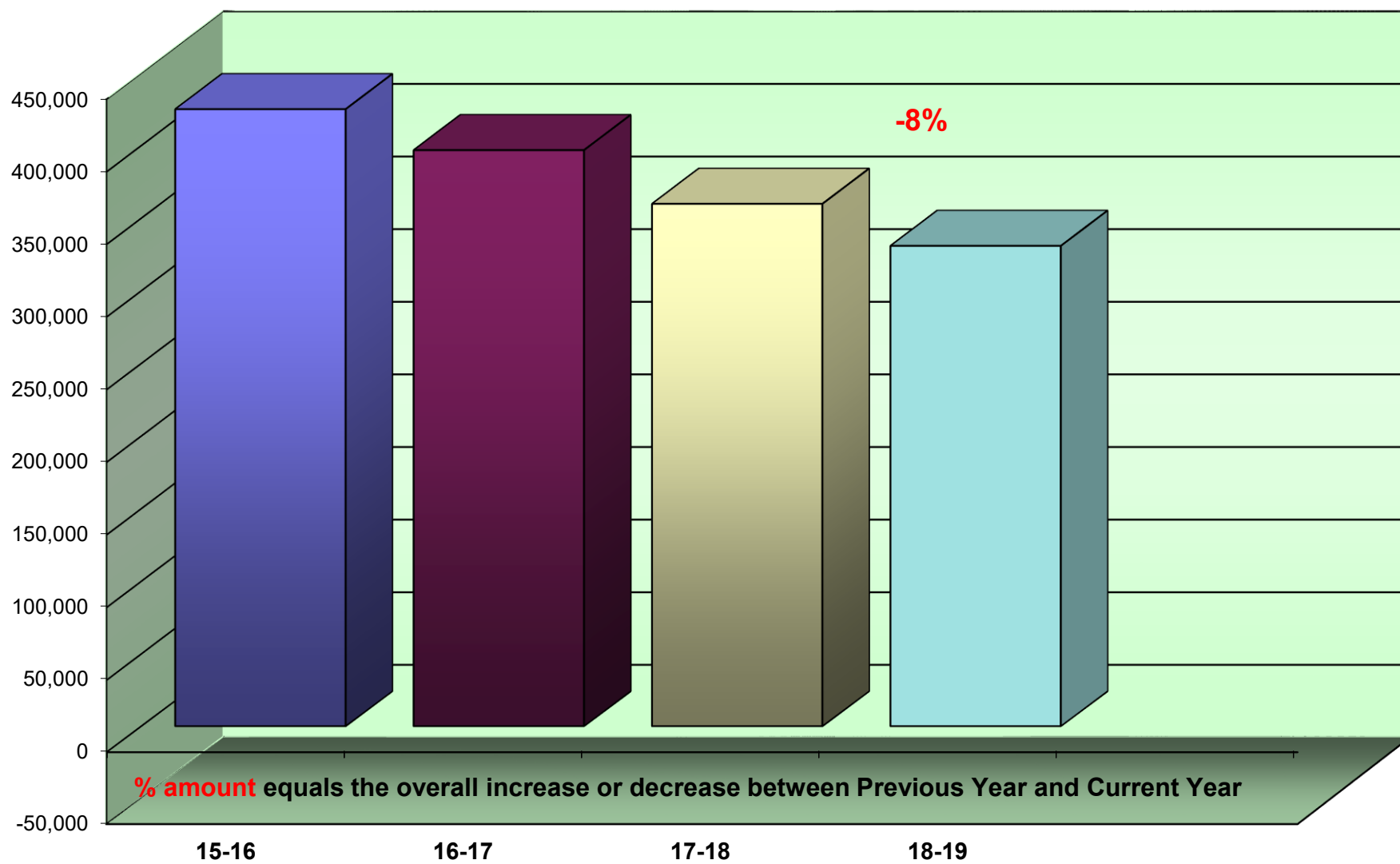
Average Copies Per Student - Black



Annual Color Volume by Location



Annual Color Volume Overall



Average Student-to-Copy Usage - Color

Using the projected costs by building as the basis, this table represents the projected average usage and cost per student for each building.

Building Name	Student Population	Annual Volume	Total School Cost*	Annual Copies Per Student	Annual Cost Per Student
CK Burns School	616	97,001	\$4,845.36	157	\$7.87
Gov John Fairfield School	293	44,793	\$2,145.55	153	\$7.32
Saco District Bus Garage	0	0	\$0.00	0	\$0.00
Saco District Office	0	62,316	\$2,518.08	0	\$0.00
Saco Learning Center	0	7,256	\$287.56	0	\$0.00
Saco Middle School	559	21,120	\$969.31	38	\$1.73
Saco Pre-K Program	48	9,799	\$562.27	204	\$11.71
Young Elementary School	267	50,465	\$2,252.92	189	\$8.44
Totals	1,783	292,750	\$13,581.04	164	\$7.62

*Total School Cost refers only to Service & Supplies as Paper and Equipment are included in the previous table for black prints.

Note: STARDoc tool will flag any future high color usage. See page 10 of STARDoc Features. Current industry ratio averages 216 color prints per student per year. Your color volume this year averages 164 per student. Please contact our SPC technical team to provide training to your staff if your usage is too high.

District Wide Black Totals ',&(, - +- ~%& -) " (

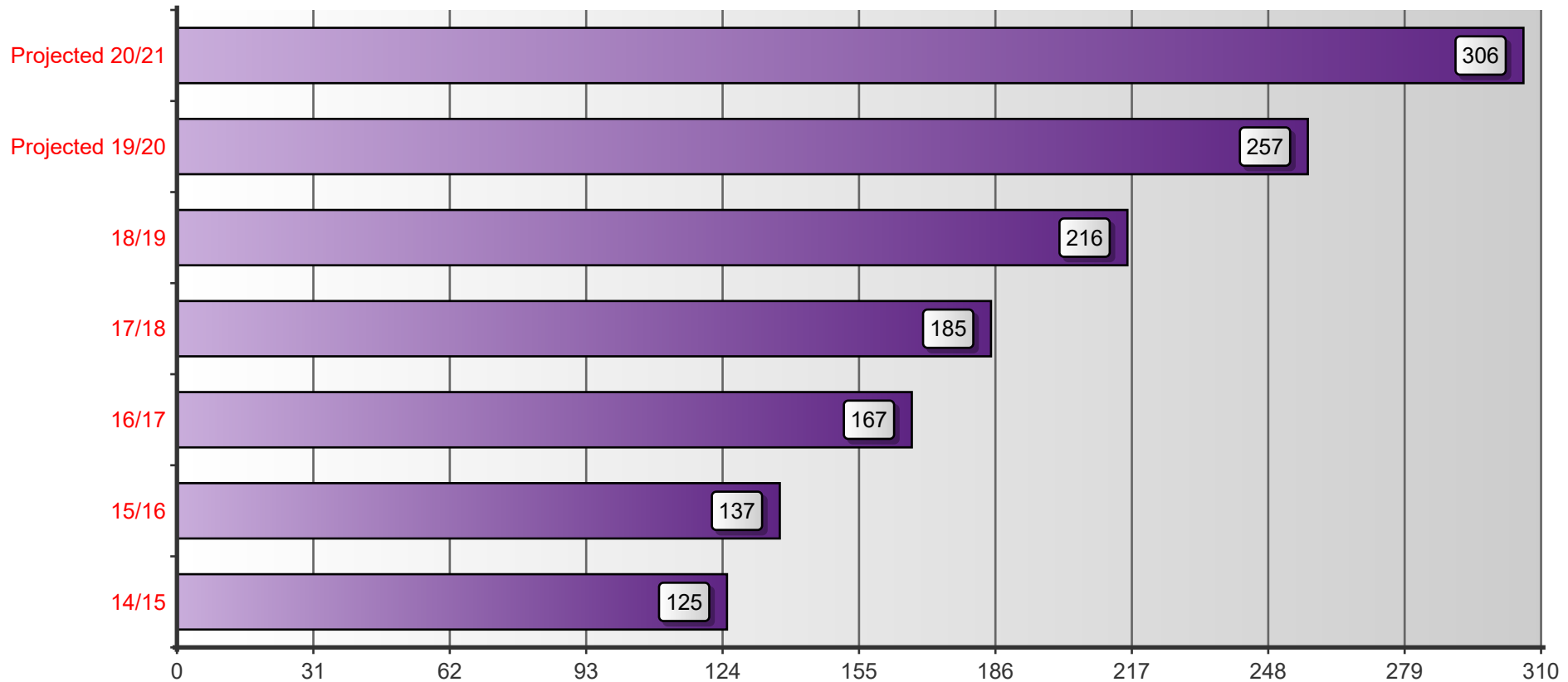
District Wide Color Totals ' ' \$&) (~%& -) " (

Industry Average Copies per Student - Color

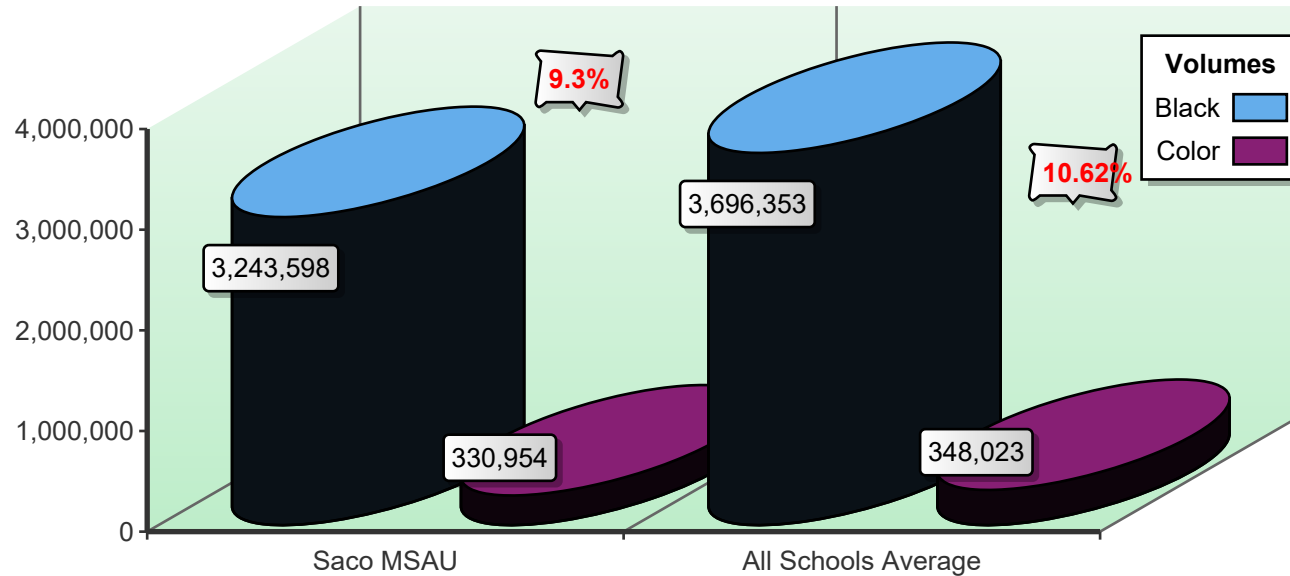
This is an SPC comparison contrasting your district with other client school districts throughout the states of Maine, New Hampshire, and Vermont. By comparing to the Average Student to Copy Usage, this will help you to set up future budgets if student populations increase or decrease within the district or if you plan to build an addition or a new school.

	<i>Total Student Population</i>	<i>Total Annual Volume</i>	<i>Total District Cost*</i>	<i>Annual Copies Per Student</i>	<i>Annual Cost Per Student</i>
All Schools w/Student Populations	83,897	18,097,200	\$926,143.97	216	\$11.04

**Total District Cost refers to the cost of Service, Supplies, and Paper. Equipment is calculated only into the Black Volume.*



Color-to-Total Volume Comparison



SPC Analysis

COLOR printing is skyrocketing out of control! A five-year study of 83,000 students across the Tri-State region revealed a rapid increase in the K-12 sector. In fact, last year alone, color printing increased by 19%!

Taking Control What that means: If you are a school district of 1,000 students, the average color volume is 216,000 copies, which could be costing you from **\$7,500 > (CPC is at \$0.35)** to **\$10,000 per year**. If current trends stay the same, then year five cost would be between **\$17,897-\$23,863**. Obviously, some color printing is necessary. However, if color printing is not monitored properly, it could blow up your entire printing budget.

SOLUTION: SPC has developed Right-Sized Print Management software that pinpoints the problematic locations and implements tailor-made software that controls your color printing. Instead of forcing the entire district to change all printing habits, SPC focuses only on the problematic locations. Best of all, by means of our tremendous buying power, that software comes to you at no charge! In fact, studies have shown that SPC saves a school district of 1,000 students an average of \$74,000 over five years, with our compensation included (a \$74.00 per student average cost savings).

So why overwhelm the entire district with very expensive, intrusive software to control this color printing explosion? Direct your blows with SPC's unique Right-Sized Print Management Software. Call Skip Tilton or Alex Webster to set up an in-person demonstration today.

Other beneficial features include Follow-Me Printing.

Usage Profile for Service & Supplies - Black

The table below shows an overview of the actual black volumes in each building before and after your equipment upgrade.

	<i>Volume Prior To Upgrade</i>	<i>Cost Prior to Upgrade</i>	<i>Volume After Upgrade</i>	<i>Cost After Upgrade</i>	<i>Total Volume</i>	<i>Total Costs</i>
CK Burns School	62,290	\$297.72	1,038,332	\$3,537.61	1,100,622	\$3,835.33
Gov John Fairfield School	20,607	\$99.46	440,014	\$1,519.94	460,621	\$1,619.40
Saco District Bus Garage	2,577	\$23.66	0	\$0.00	2,577	\$23.66
Saco District Office	17,954	\$94.20	137,278	\$1,249.02	155,232	\$1,343.22
Saco Learning Center	1,007	\$4.71	32,349	\$121.10	33,356	\$125.81
Saco Middle School	39,644	\$205.45	961,540	\$3,195.11	1,001,184	\$3,400.56
Saco Pre-K Program	0	\$0.00	9,776	\$39.10	9,776	\$39.10
Young Elementary School	41,796	\$173.34	439,815	\$1,434.92	481,611	\$1,608.26
TOTALS	185,875	\$898.54	3,059,104	\$11,096.80	3,244,979	\$11,995.34

Usage Profile for Service & Supplies - Color

The table below shows an overview of the actual color volumes in each building before and after your equipment upgrade.

	<i>Volume Prior To Upgrade</i>	<i>Cost Prior to To Upgrade</i>	<i>Volume After Upgrade</i>	<i>Cost After Upgrade</i>	<i>Total Volume</i>	<i>Total Costs</i>
CK Burns School	5,571	\$436.87	97,001	\$4,750.06	102,572	\$5,186.93
Gov John Fairfield School	8,294	\$548.45	44,793	\$2,103.32	53,087	\$2,651.77
Saco District Bus Garage	976	\$76.54	0	\$0.00	976	\$76.54
Saco District Office	10,921	\$586.12	62,316	\$2,468.51	73,237	\$3,054.63
Saco Learning Center	546	\$29.00	7,256	\$281.90	7,802	\$310.90
Saco Middle School	4,093	\$297.62	21,120	\$950.23	25,213	\$1,247.85
Saco Pre-K Program	0	\$0.00	9,799	\$551.19	9,799	\$551.19
Young Elementary School	7,803	\$431.62	50,465	\$2,208.57	58,268	\$2,640.19
TOTALS	38,204	\$2,406.22	292,750	\$13,313.78	330,954	\$15,720.00

SPC Service & Supply Cost Savings

These tables compare your equipment cost per copy for service and supplies (black prints or copies only) before becoming an SPC client on 09/15/2004 with your projected cost per copy for the new fiscal year through SPC. Annual Volume represents actual 2018-2019 fiscal year black print usage. The second table represents your annual and five-year cost savings compared to your previous cost per copy rate.

BEFORE SPC

Current Volume	PriorCPC	Average Annual Cost
3,244,979	\$0.01399	\$45,397.26

CURRENTLY WITH SPC

Current Volume	Current CPC*	Current Cost	Cost Savings	5 Year Savings
3,244,979	\$0.00370	\$12,006.42	\$33,390.84	\$166,954.19

Today the Cooperative Buying of SPC has netted annual cost savings, on average, of \$33,390.84 x 15 years as a Client
= \$500,862.57 Cost Savings!

*This CPC is an average of your copiers and printers together. Your copier cpc is substantially lower than this average.

Projected Equipment Costs by Building - Black

This table represents projected expenses for BLACK prints or copies by building based on projections from your recent upgrade. Approximate current paper case costs and averaged current annual lease payment are figured in to provide budget information for the upcoming fiscal year.

<i>Building</i>	<i>Projected Black Volume</i>	<i>Projected Black Cost</i>	<i>Approx. Paper Cost</i>	<i>Average Annual Equipment Cost</i>	<i>Total Projected Black Usage Cost</i>
CK Burns School	1,038,332	\$3,583.38	\$5,606.99	\$16,639.57	\$25,829.94
Gov John Fairfield School	440,014	\$1,548.74	\$2,376.08	\$7,051.35	\$10,976.17
Saco District Bus Garage	0	\$0.00	\$0.00	\$0.00	\$0.00
Saco District Office	137,278	\$1,273.58	\$741.30	\$2,199.92	\$4,214.80
Saco Learning Center	32,349	\$123.40	\$174.68	\$518.40	\$816.48
Saco Middle School	961,540	\$3,255.47	\$5,192.32	\$15,408.96	\$23,856.75
Saco Pre-K Program	9,776	\$39.89	\$52.79	\$156.66	\$249.34
Young Elementary School	439,815	\$1,461.95	\$2,375.00	\$7,048.16	\$10,885.11
TOTALS	3,059,104	\$11,286.41	\$16,519.16	\$49,023.03	\$76,828.59

Projected Equipment Costs by Building - Color

This table represents projected expenses for COLOR prints or copies by building based on projections from your recent upgrade. Current paper case costs and current annual lease payment are NOT figured in to this table as they are covered in the Black prints report.

<i>Building</i>	<i>Projected Color Volume</i>	<i>Total Projected Color Usage Cost</i>
CK Burns School	97,001	\$4,845.36
Gov John Fairfield School	44,793	\$2,145.55
Saco District Bus Garage	0	\$0.00
Saco District Office	62,316	\$2,518.08
Saco Learning Center	7,256	\$287.56
Saco Middle School	21,120	\$969.31
Saco Pre-K Program	9,799	\$562.27
Young Elementary School	50,465	\$2,252.92
TOTALS	292,750	\$13,581.05

Service & Supply Usage Profile by Vendor - Black

This table represents actual expenses for BLACK prints or copies by vendor for the current year along with projected service & supply expenses for the upcoming fiscal year. Under SPC's Simplified Billing Program, SPC will invoice you directly for 50% of the Projected Annual Volume in July and January, and then reconcile based on actual usage in June. Cost per copy typically increases by 5% or CPI annually, whichever is less. **Current year's increase is 2%.**

<i>Vendor</i>	<i>Equipment Type</i>	<i>Actual Volume</i>	<i>2018-19 Cost / Copy</i>	<i>Total Costs</i>	<i>Projected Volume</i>	<i>2019-20 Cost / Copy</i>	<i>Projected Cost</i>
Axis	Black Network Printer	17,960	\$0.00798	\$143.32	0	\$0.00000	\$0.00
Axis	Color Laser MFP	313	\$0.00798	\$2.50	0	\$0.00000	\$0.00
Axis	Color Network Printer	3,127	\$0.00798	\$24.95	0	\$0.00000	\$0.00
KMBS	Black Laser MFP	328	\$0.00918	\$3.01	0	\$0.00000	\$0.00
KMBS	Black Photocopier	98,691	\$0.00414	\$408.58	0	\$0.00000	\$0.00
KMBS	Black Photocopier	14,998	\$0.00449	\$67.34	0	\$0.00000	\$0.00
KMBS	Color Laser MFP	7,928	\$0.00918	\$72.78	0	\$0.00000	\$0.00
KMBS	Black Laser MFP	60,942	\$0.00400	\$243.77	70,767	\$0.00408	\$288.73
KMBS	Black Laser MFP	9,825	\$0.00613	\$60.23	0	\$0.00625	\$0.00
KMBS	Black Laser MFP	9,272	\$0.00893	\$82.80	9,272	\$0.00911	\$84.47
KMBS	Black Network Printer	81,028	\$0.00613	\$496.70	81,028	\$0.00625	\$506.43
KMBS	Black Network Printer	10,230	\$0.07500	\$767.25	10,230	\$0.07650	\$782.60
KMBS	Black Photocopier	2,102,409	\$0.00320	\$6,727.71	2,102,409	\$0.00326	\$6,853.85
KMBS	Black Photocopier	61,211	\$0.00403	\$246.68	61,211	\$0.00411	\$251.58
KMBS	Color Laser MFP	115,455	\$0.00400	\$461.82	115,455	\$0.00408	\$471.06
KMBS	Color Laser MFP	12,860	\$0.00504	\$64.81	12,860	\$0.00514	\$66.10
KMBS	Color Network Printer	2,227	\$0.00400	\$8.91	2,227	\$0.00408	\$9.09
KMBS	Color Photocopier	554,861	\$0.00320	\$1,775.56	554,861	\$0.00326	\$1,808.85
KMBS	Color Photocopier	81,314	\$0.00414	\$336.64	38,784	\$0.00422	\$163.67
TOTALS		3,244,979	\$0.00370	\$11,995.36	3,059,104	\$0.00369	\$11,286.43

Service & Supply Usage Profile by Vendor - Color

This table represents actual expenses for COLOR prints or copies by vendor for the current year along with projected service & supply expenses for the upcoming fiscal year. Under SPC's Simplified Billing Program, SPC will invoice you directly for 50% of the Projected Annual Volume in July and January, and then reconcile based on actual usage in June. Cost per copy typically increases by 5% or CPI annually, whichever is less. **Current year's increase is 2%.**

<i>Vendor</i>	<i>Equipment Type</i>	<i>Actual Volume</i>	<i>2018-19 Cost / Copy</i>	<i>Total Cost</i>	<i>Projected Volume</i>	<i>2019-20 Cost / Copy</i>	<i>Projected Cost</i>
Axis	Color Laser MFP	25	\$0.09303	\$2.33	0	\$0.00000	\$0.00
Axis	Color Network Printer	5,273	\$0.09303	\$490.55	0	\$0.00000	\$0.00
KMBS	Color Laser MFP	6,547	\$0.07842	\$513.42	0	\$0.00000	\$0.00
KMBS	Color Laser MFP	94,879	\$0.05625	\$5,336.94	94,879	\$0.05738	\$5,444.16
KMBS	Color Laser MFP	10,935	\$0.05818	\$636.20	10,935	\$0.05934	\$648.88
KMBS	Color Network Printer	2,732	\$0.05625	\$153.68	2,732	\$0.05738	\$156.76
KMBS	Color Photocopier	182,056	\$0.03885	\$7,072.88	182,056	\$0.03963	\$7,214.88
KMBS	Color Photocopier	28,507	\$0.05311	\$1,514.01	2,148	\$0.05417	\$116.36
TOTALS		330,954	\$0.047499	\$15,720.01	292,750	\$0.046391	\$13,581.04

Reprographic Equipment Assessment

This chart provides the status of your equipment and details of your current lease, if any.*

Total Number of Units	54
Total Number of Units on Lease	46
Total Number of Units Owned	8
Lease Company	Norway Savings Bank
Lease Start Date	08/01/2018
Lease End Date	08/01/2023
Term	5 Annual
Annual Payment usually due on 8/1	\$49,023.03
Remaining Payments	4

**The determination on the lease has no bearing on Service & Supply and Warranty Contracts.*

Leased Equipment

Building	Make/Model	Serial Number
CK Burns School	Konica Minolta BH3301P	A63P015001953
CK Burns School	Konica Minolta BH3301P	A63P015001991
CK Burns School	Konica Minolta BH3301P	A63P015001997
CK Burns School	Konica Minolta BH3301P	A63P015002004
CK Burns School	Konica Minolta BHC558	A79K011016148
CK Burns School	Konica Minolta BHC458	A79M011028796
CK Burns School	Konica Minolta BHC3351	A92F011009335
CK Burns School	Konica Minolta BH4052	AA1R011000228
CK Burns School	Konica Minolta BH658	AA6R011001653
CK Burns School	Konica Minolta BH658	AA6R011001654
CK Burns School	Konica Minolta BH658	AA6R011001708
CK Burns School	Konica Minolta BH4702P	AAFH011000467
Gov John Fairfield School	Konica Minolta BH3301P	A63P015001996
Gov John Fairfield School	Konica Minolta BHC558	A79K011016079
Gov John Fairfield School	Konica Minolta BHC3351	A92F011010123
Gov John Fairfield School	Konica Minolta BH4052	AA1R011000241
Gov John Fairfield School	Konica Minolta BH658	AA6R011001609
Gov John Fairfield School	Konica Minolta BH658	AA6R011001660
Gov John Fairfield School	Konica Minolta BH4702P	AAFH011000466
Saco District Office	Konica Minolta BHC3100P	A6DR012108652
Saco District Office	Konica Minolta BHC658	A79J013005486
Saco District Office	Konica Minolta BH4052	AA1R011000232
Saco District Office	Konica Minolta BH4702P	AAFH011000475
Saco District Office	HP Laser Jet Enterprise M506dn	PHBGT10366
Saco Learning Center	Konica Minolta BH3301P	A63P015002003
Saco Learning Center	Konica Minolta BHC308	A7PY017007406
Saco Learning Center	Konica Minolta BH4702P	AAFH011000490
Saco Middle School	Konica Minolta BH3301P	A63P015001970
Saco Middle School	Konica Minolta BH3301P	A63P015002000
Saco Middle School	Konica Minolta BH3301P	A63P015002001
Saco Middle School	Konica Minolta BH3301P	A63P015002006
Saco Middle School	Konica Minolta BHC558	A79K011015713
Saco Middle School	Konica Minolta BHC3351	A92F011009606

Building	Make/Model	Serial Number
Saco Middle School	Konica Minolta BH4052	AA1R011000150
Saco Middle School	Konica Minolta BH4052	AA1R011000196
Saco Middle School	Konica Minolta BH4052	AA1R011000280
Saco Middle School	Konica Minolta BH658	AA6R011001576
Saco Middle School	Konica Minolta BH658	AA6R011001650
Saco Middle School	Konica Minolta BH658	AA6R011001666
Saco Middle School	Konica Minolta BH658	AA6R011001691
Saco Middle School	Konica Minolta BH658	AA6R011001692
Young Elementary School	Konica Minolta BH3301P	A63P015002005
Young Elementary School	Konica Minolta BHC558	A79K011015749
Young Elementary School	Konica Minolta BHC3351	A92F011009340
Young Elementary School	Konica Minolta BH658	AA6R011001580
Young Elementary School	Konica Minolta BH308	AA6W011000530

Owned Equipment

Building	Make/Model	Serial Number
CK Burns School	Konica MinoltaBHC3350	A4Y4011001716
CK Burns School	Konica MinoltaBH454E	A61E011005795
Gov John Fairfield School	Konica MinoltaBHC554	A5AY011008982
Saco District Bus Garage	Konica MinoltaBHC3350	A4Y4011001520
Saco District Office	Konica MinoltaBH754E	A55V017002455
Saco Middle School	Konica MinoltaBH4050	A6VF011004749
Saco Pre-K Program	Konica MinoltaBHC3351	A92F011010987
Young Elementary School	Konica MinoltaBH654	A5YN017003082

STARDoc User Names

Name	User Name
Celeste Hatch	chatch@sacoschools.org
David Lawler	dlawler@dscicorp.com
Deb Jackman	djackman@sacoschools.org
Dominic Depatsy	ddepatsy
Doris Binette	dbinette@sacoschools.org
Jason Didonato	jdidonato@sacoschools.org
Jeanne Anderson	janderson@sacoschools.org
Jen Partridge	jpartridge@sacoschools.org
Julie Petrin	jpetrin@sacoschools.org
Karla Doyon	kdoyon@sacoschools.org
Kris Stryker	kstryker@sacoschools.org
Maureen McMullin	mmcmullin@sacoschools.org
Mike Garrity	mgarrity@sacoschools.org
Peter Harrison	pharrison@sacoschools.org
Terri Cameron	tcameron@sacoschools.org
Timothy Kane	tkane@sacoschools.org



Benefits of partnering with SPC

Top Benefits to **our CLIENTS:**

1. Cooperative Buying

By definition, is a model that allows a group of buyers with a common interest to pool their buying power in order to negotiate more favorable pricing and better service. SPC's model allows you to pick your preferred vendor!

- SPC's pricing is so strong ***we pay for our own fee*** by acquiring prices lower than what you can do on your own.
- We will save you money benefiting from the combined purchasing power of more than 69 clients with over 3,900 devices doing more than **239** million copies and prints per year. We purchase approximately 1,100 units annually with 80 million prints out to bid.!
- We will save you time by preparing your bid, negotiating with vendors/manufacturers, presenting a total bid analysis, and managing the implementation.
- We will save you frustration. We manage your contracts for up to five years from the date of installation.

2. Exclusive STARDoc Software

- STARDoc: System for Tracking And Reporting Documents.
- Maps all devices and sets up 'Interactive Live Floor Plans' of all printing devices, showing you a Before and After Upgrade look; provides a visual for all decision makers over the next five years.
- STARDoc studies your printing habits and is able to predict your year-end-cost months in advance before you receive your year-end reconciliation invoice.
- Sets up your next year's budget at the click of a mouse.

3. Simplified Billing Program

- Removes the confusion out of billing.
- Eliminates variety of invoices from multiple vendors that come annually and/or quarterly.
- TWO invoices are sent each year from ONE billing source.
- Reconciles all of your devices at the end of the year: You pay only for what you use; no minimums.



Benefits of partnering with SPC

4. Five-Year Equipment Replacement Schedule

- SPC's staff surveys key locations that determine life of existing equipment.
- Specs out new equipment needed: Does not allow vendors to undersize during the bidding process.
- Manages the entire bid process down to the install.

5. Annual Report

- A crucial document that extends the life of your equipment, often getting 8 to 10 years of guaranteed performance! Flags copying trends within your organization such as over usage.
- You get an overview of your current equipment situation, reports associated with copying and printing costs and, if needed, recommendations for addressing situations posing a problem.

6. Vendor Neutral

- SPC does not recommend just one brand; we suggest what's best for you with serviceability in mind.
- We present you with the bid results and offer recommendations, yet the decision is yours to make.

SPC has been serving their clients since 1988, saving millions of dollars along the way.

Based on current actual volumes and CPCs, SPC has generated Annual Savings of more than \$2 million for all of our clients. That translates into Savings of more than \$10 million over five years!



SPC Values Our Vendors

Overall Benefits to our VENDORS

- Opportunities brought to you - Over 1,100 units purchased annually running over 80 million prints!
- SPC is well respected in the industry.
- SPC values our vendors and speaks highly of them to our clients.
- National Contracts that are all negotiated with the manufacturers at your disposal

Vendor Benefits Pre-Bid & During the Bid Process

- Sharing of previous bid results that help you to negotiate with your manufacturers.
- On-Site Survey of client requirements including mapping all devices.
- Writing of the *Five-Year Equipment Replacement Schedule* (Bid Specs).
- Controls the Bid Specs (Not allowing any vendor to underbid or offer discontinued equipment).
- A chance to sell your 'Value Add' directly to our clients after the bids are in. Customer has the right to pay more than low bid.

Vendor Benefits Before & During Installation

- Digital Needs Analysis: Matching up the machine to installation site.
- Schedule and coordinate Vendor meeting with Client.
- Cover the cost of ESP surge protectors, electrical wiring, computer interface and any unexpected cost!
- Manage installation.
- Audit installation.
- Capture final meter reads for old contracts..
- Close books on old devices & contracts..



SPC Values Our Vendors

Vendor Ongoing Support

- Yearly meter reads.
- Simplified Billing: SPC collects service funds for the Vendor.
- Collection of all meter reads annually and reconciling them with the Client and Vendor.
- STARDoc: System for Tracking And Reporting Documents... Manages the budget.
- Annual Reports that flag machines that are being overused and underused thus improving reliability.
- Mediating warranty issues in sensitive locations.

Why do some vendors hesitate to bid?

- Vendors worry that bidding will reduce their margins.
- If word gets out on pricing, they feel that their other customers will call and ask for similar prices.
- Lose control of their account as winning bidder may beat their pricing.
- SPC bids are designed to keep specs equal for all, no chance of providing a lesser piece of equipment.

SPC manages over 3,900 pieces of equipment;
Our relationship with our vendors has never been stronger!