



## ***Specialized Purchasing Consultants***

**1491 East Side River Road**

**Dummer, NH 03588**

**(800)750-1538**

# **FY20 Annual Report**

## **Year - End Photocopier Analysis**

**With projected costs for FY21**

**Michele Grant  
RSU 12 - Sheepscot Valley  
665 Patricktown Road Suite 2  
Somerville, ME 04348**



**Specialized Purchasing Consultants Inc.**  
**Serving Maine, New Hampshire & Vermont since 1988**

December 2020

Michele Grant  
RSU 12 - Sheepscot Valley  
665 Patricktown Road Suite 2  
Somerville, ME 04348

Skip Tilton  
President

Corporate Office:  
1491 East Side River Road  
Dummer, NH 03588  
(800) 750-1538

VISIT US ON THE WEB:  
[www.spccopypro.com](http://www.spccopypro.com)

Dear Michele:

We at Specialized Purchasing consultants wish to thank you for your continued confidence in us for the **past 22 years**. We hope we can continue this relationship for many years to come.

This year's Annual Report provides an overview of last year's reprographic equipment usage and status. We recognize that this was an unusual year and that accurate usage may not be fully reflected. However, it is still good to compare and review to see just how the pandemic has impacted usage. Recommendations have still been made to address any potential problem areas and help to avoid needless down time and improve equipment reliability.

Every year we strive to improve or enhance our services to save our clients time, money, and effort. Hopefully you have been able to benefit from these services, and we hope to continue to offer new services. In fact, one new service is the Client Warranty and Relief Fund. A description of this valuable service is provided in this year's report. We are pleased to continue offering all of our services to you at no additional charge.

We appreciate the opportunity to provide you with the best possible pricing, service, and equipment. We look forward to our meeting. Feel free to share your thoughts and feelings concerning your overall experience with SPC.

Sincerely,

Skip Tilton  
President

"Protecting Your Copier Interests"

## Table of Contents

Meet Your Team	1
SPC Timeline	2
Equipment Health Status	4
Non Contracted Devices	6
Bar Chart - Annual Black Volume By Location	7
Bar Chart - Annual Black Volume Overall	8
Average Student to Copy Usage - Black	9
Industry Average Copies per Student - Black	10
Bar Chart - Annual Color Volume By Location	11
Bar Chart - Annual Color Volume Overall	12
Average Student to Copy Usage - Color	13
Industry Average Copies per Student - Color	14
Color-to-Total Volume Comparison	15
Usage Profile Service & Supplies - Black	16
Usage Profile Service & Supplies - Color	17
Projected Equipment Cost by Building Black	18
Projected Equipment Cost by Building Color	19
Service & Supply Usage Profile by Vendor Black	20
Service & Supply Usage Profile by Vendor Color	21
Service & Supply Cost Savings	22
Reprographic Equipment Assessment	23
Leased Equipment	24
Owned Equipment	26
STARDoc User Names	27
Benefits of Partnering With SPC - Clients	28
Benefits of Partnering With SPC - Vendors	30
STARDoc Features	32
Warranty & Relief Fund	34

## Meet Your Team



***Skip Tilton, President***  
***Billie Jo Tilton, Vice President***

As co-founders of SPC, Billie Jo and I are very proud of our team of professionals. The concept of group purchasing to save millions has grown since 1988 into providing over 16 different managerial services that increase reliability and extend the life of your equipment. However, none of this would have been possible without the loyalty of our clients, many of whom we have assisted for more than 20 years! Together, we have realized the lowest prices possible while improving the quality of your service and equipment. We have also been able to find ways to increase your equipment reliability, monitor and track usage variations throughout the year, and keep your costs under control.



***Jessica Paradis***  
***Accounting Coordinator***

Jessica oversees billing, resolving any questions or issues as needed. She is also responsible for setting up lease and purchase transactions.

***Alex Webster***  
***Operations & Marketing Manager***

Alex oversees STARDoc, FM Audit, and equipment upgrades. He also researches and markets current and new SPC tools and services to existing and potential clients.



***Pam Weed***  
***Client-Vendor Relations***

Pam helps to maintain a good working relationship between clients and vendors, especially with regard to equipment reliability. She also oversees equipment upgrades and changes, warranty replacements, end-of-year meter collection and billing, and Annual Report scheduling. Pam assists with marketing SPC services to existing and potential clients.

***Robert Dutil***  
***Information Technology***

Bob keeps SPC running by maintaining and updating database processes as well as assisting in updates to SPC's STARDoc website and the creation of code to create the many reports SPC generates to give you the accurate information of your usage.



***Jamin Tilton***  
***Operations Support***

Jamin plays a vital role in performing onsite equipment surveys and installation audits. He assists with contact information updates along with STARDoc and FM Audit updates.

***Heidi Tilton***  
***Accounting Support***

Heidi handles bookkeeping and billing for both clients and vendors, processing payments, and other office support.



***Kelly Fortier***  
***Office Support***

Our newest team member, Kelly assists with maintaining service & supply contracts, managing equipment trades, and upgrades, bookkeeping and other general office work.



## SPC Timeline

### 1988 Specialized Purchasing Consultants opens its doors

- Began offering equipment at the sales representative's cost with continued cooperative buying power obtaining competitive rates on leases, equipment, and service and supply contracts.

### 1999 Improved Annual Reports

- Revised Annual Report format to include new charts and tables for more expansive usage and budget detail.
- Established Student Ratios.

### 2001 Meter Collection

- Began collecting meter reads directly from client and submitting to vendors via spreadsheet, providing more accurate and consistent billing.

### 2002 Bond Counsel Review

- Added Bond Counsel Review to ensure any and all funding sources provided legal documentation to meet State statutes and regulations.

### 2003 Bond Counsel Review of Contracts and Warranties

- Service & Supply Contracts revised to reflect SPC's commitment to managing a client's account for five years while allowing the client a 30-day cancel option.
- Warranty revised to protect equipment, guaranteeing service or replacement at no charge, even if a vendor goes out of business.

### 2012 STARDoc and Simplified Billing Developed and Implemented

- Live Floor Plans: Allows IT administrators to move devices around on their own floor plans.
- STARDoc: Helps project out the end of year costs and potential overages.
- Simplified Billing: Designed to eliminate hundreds of invoices and condenses it down to 2 or 3 a year.

### 2013 STARDoc - Daily Tracking

- Meters gathered daily to track usage

### 2014 STARDoc - Monthly Audits

- Users can see a monthly snapshot of current usage and estimated projections

### 2015 STARDoc - Mapping Options and Asset Management

- Allows mapping of other IT devices (Wireless Access Points, IP Cameras, Projectors, VoIP Phones, etc.)
- IT Asset Management tracks all IT purchases, warranty expirations, etc.



## SPC Timeline

### 2018 STARDoc - Improved Pinpointing of Budget and Communications

- Improved pinpointing of machines projected to go over budget
- Facilitate communication with your vendor's service manager
- Request service history on any given printer or copier

### 2019 STARDoc – Service Histories, Chromebook Bid

- Mandatory annual fleet service history: Provides data on the overall reliability of the fleet.
- SPC's Chromebook bid allowed organizations to piggyback off our cooperative pricing. Many schools like SAU 67 - Bow and SAU 57 - Salem benefited from this pricing.

### 2020 Mock Bids - Warranty and Relief Fund

- Mock Bids: allows us to show where a client's pricing would come in without having to go out to bid. This allows them to buy off an existing bid, thus saving time and money.
- Warranty and Relief Fund: Due to the pandemic, there are serious upheavals in the industry. In an effort to cushion our clients, this fund was established. For more information, see the last page of the Annual Report.

### 2021 SPC Roadmap

- Major STARDoc facelift. User interface will be more modern.
- Update Bid Process to simplify bid submission for all of our vendors.
- Five Year Fleet Management (FYFM) - Projects out Five Year costs for all equipment based on current and past usage.

## Equipment Health Status

**Total Number of Machines:** **35**

<b>Total Black Photocopiers:</b>	<b>19</b>
<b>Total Color Photocopiers:</b>	<b>6</b>
<b>Total Black Network Printers:</b>	<b>10</b>
<b>Total Color Network Printers:</b>	<b>0</b>
<b>Total Removed From Service:</b>	<b>0</b>
<b># of Units OFF Warranty:</b>	<b>0</b>
<b># of Units Approaching End of Warranty:</b>	<b>0</b>
<b># of Units Overused:</b>	<b>0</b>
<b># of Units Underused:</b>	<b>0</b>
<b>Commencement Date:</b>	<b>08/02/2019</b>
<b># of Annual Payments Left on Lease:</b>	<b>4</b>
<b>All Warranties and Service Contracts Expire:</b>	<b>06/30/2025</b>
<b>SPC's FM Audit Print Management Software Loaded:</b>	<b>Yes</b>
<b>Printer Contract Signed:</b>	<b>Yes</b>

NOTE: When a machine goes off warranty, it does not mean that the service contract expires. It simply means that if a replacement machine becomes necessary, it may not be at "no charge."

Dear Michele,

Because of the change to remote learning in March, COVID-19 had a direct and significant impact on client budgets. Usage was dramatically affected and resulted in a year-end under usage credit of \$1,220.56. While this may seem like a positive – saving money on reprographic expenses – it has actually put a tremendous burden on the vendors as they are starting off the new fiscal year with a deficit. Combine this with other economic strains for the vendors, SPC is concerned, which is why we have developed the Warranty and Relief Fund (see page 34) to protect our clients.

It appears A-Copi has been taking good care of your fleet but they show an average service response time of almost 9 hours, which is very high and well over the bid specs of 4 hours. We will discuss this with the vendor as well as monitor it to see if it improves. We can review the service report during our meeting to address any issues or concerns you may have.

Sincerely,  
Skip



**RSU 12 – Sheepscot Valley**  
**Belinda Waterhouse**  
**665 Patricktown Road Suite 2**  
**Somerville, ME 04348**  
**Five-Year Basis beginning with the 2019/2020 Fiscal Year**  
**Copies-per-Year: 2,691,592**  
**Present vs. Proposed Recommendations as of 7/1/2019**

**PRESENT SITUATION**

- 1) Guarantees on Photocopiers...**One Year**
- 2) Annual Price Ceilings Left... **One Year**
- 3) High Volume Console Units with 3 Million plus...**11**
- 4) Units to be Traded...**37**
- 5) Photocopiers...**20**
- 6) Color Photocopiers...**6**
- 7) MFP's... **5**
- 8) Printers....**12**
- Total number of Units...**37**
- 9) Duplex's...**36**
- 10) Finisher's...**19**

**PROPOSED SITUATION**

- 1) Guarantees for both New, Recons & Used Photo's...**Five+ Years**
- 2) 5% or CPI Annual Ceilings, whichever is less...**Five+ Years**
- 3) High Volume Console Units with 3 Million plus...**18**
- 4) Replaced... **32 New**
- 5) Photocopiers...**20 with Secure Print/Confidential Mailbox**
- 6) Color Photocopiers...**6**
- 7) MFP's... **5**
- 8) Printers...**7**
- Total number of Units...**32 closing out 5 due to consolidation**
- 9) Duplex's... **32**
- 10) Finisher's... **20**

**Overall Description of Equipment Fleet:**

Presently, you have Three different Manufacturers & Twelve different Models of Low end Network Printers. The new arrangement will shift to one manufacturer with one Vendor servicing everything. This will greatly reduce cost and improve reliability. In addition, we will implement google cloud print on all devices that will continue to cut back on your overall printing.

**Capital:**

Presently, you have one municipal lease that will be paid off on July 1<sup>st</sup>, 2019. With the new arrangement, you will again have one 'municipal' master lease at 3.95% interest. Your first of five annual lease payments will be due on August 1<sup>st</sup> 2019.

**Service & Supplies:**

Considering all your consumable cost centers including service you are averaging \$0.004270 for black and \$0.048862 for Color. The new contract will come in at a CPC of \$0.003478 for Black and \$0.04329 for Color.

**Vendor Packages:**

SPC will bring you multiple different vendor combinations, matching up the best technology available to meet your needs. We would like to highlight the most qualified bids combination for your School District.

<u>Cost Center</u>	<u>Present</u>	<u>A-Copi (All New)</u>	<u>A-Copi (5 Payments, All New)</u>
1. Service & Supplies Color Photo only	\$8,680.79	\$7,690.81	\$7,690.81
2. Service & Supplies Black Photo only	\$10,733.65	\$8,743.47	\$8,743.47
3. Annual Muni Lease	\$36,164.74	\$29,020.05	\$36,876.22
4. Forced Upgrades (#8 Owned Units)	\$6,900.00	\$00.00	\$00.00
Totals	\$62,479.18	\$45,524.98	\$53,310.50

**The successful bidders** will have a blanket servicing contract that includes all consumables excluding only staples and paper for all of the equipment that is under their factory authorized ability to service. They will provide one easy 'Cost per Copy' billing plan done twice a year in July & January with a reconciliation invoice in June. Your service contract will be fixed through **June 30th 2020**. A contract extension has been negotiated for four more years, which will have an annual price ceiling of five percent or CPI, whichever is less. You however, only commit funds for one-year at a time to the servicing vendor. And even this scenario allows you to upgrade, lowering the service costs, if it is to your advantage to go out to bid at any time. SPC will set up both the service- supply contracts and the warranty cards with the successful bidding vendors.

Security package: Hard Drive Wipes are included in these prices.

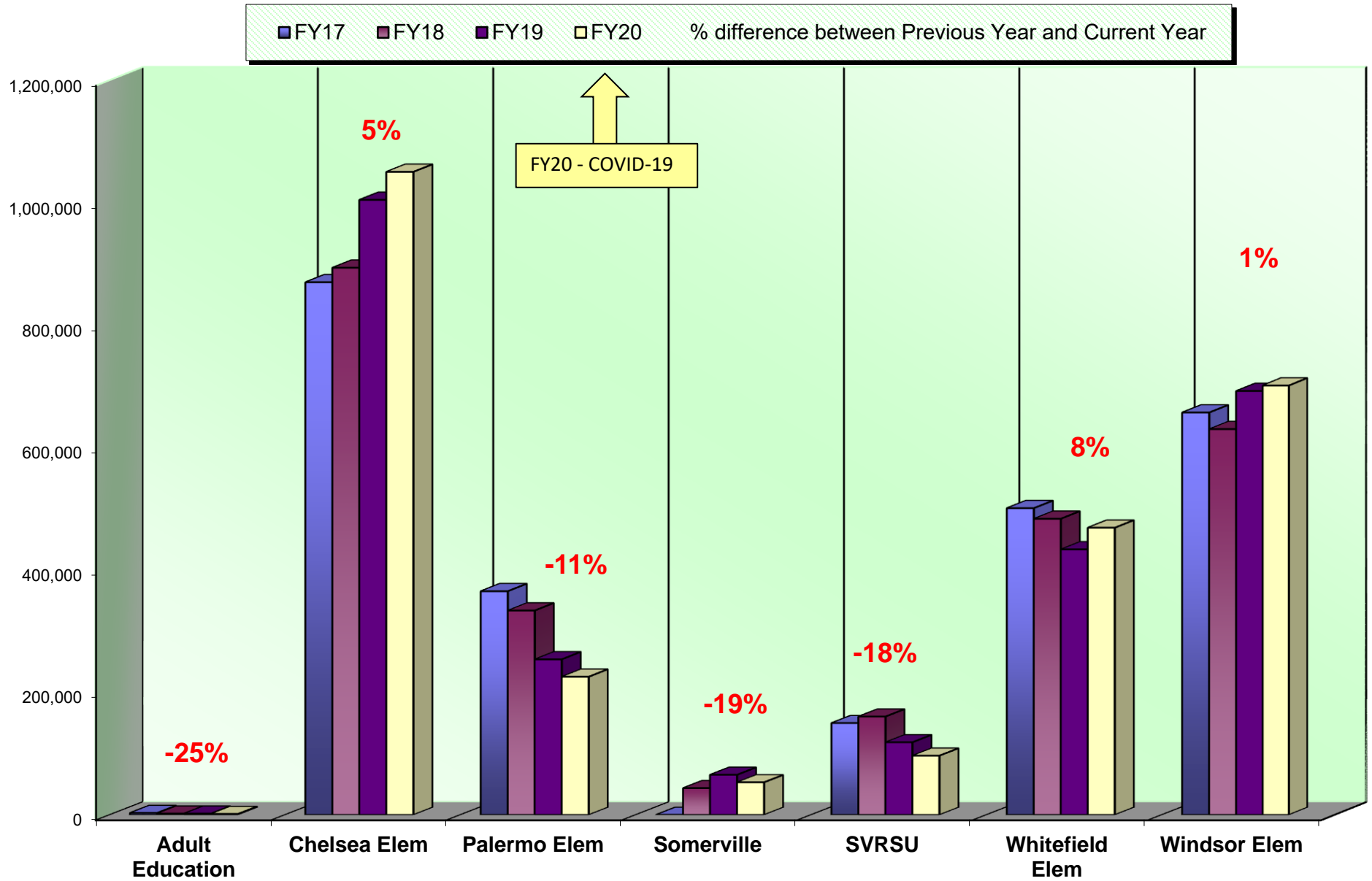


## Non-Contracted Devices

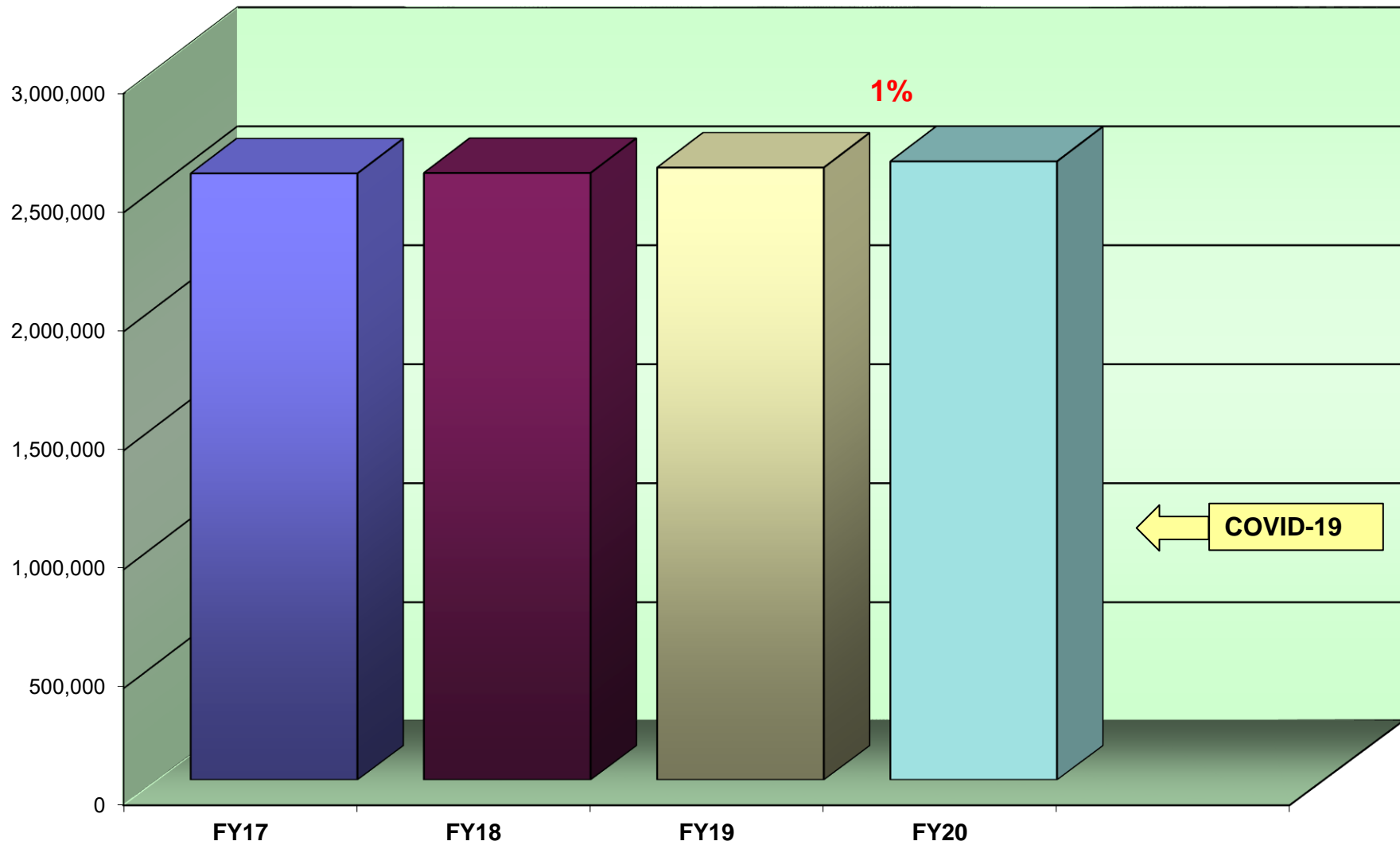
Make - Model	Serial Number	IP Address	Last Update
--------------	---------------	------------	-------------

PAGE INTENTIONALLY LEFT BLANK

## Annual Black Volume by Location



## Annual Black Volume Overall



**% amount** equals the overall increase or decrease between Previous Year and Current Year

## Average Student to Copy Usage – Black Only

Using the projected costs by building as the basis, this table represents the projected average usage and cost per student for each building.

<i><b>Building</b></i>	<i><b>Student Population</b></i>	<i><b>Projected Annual Volume</b></i>	<i><b>Total School Cost*</b></i>	<i><b>Average Copies Per Student</b></i>	<i><b>Average Cost Per Student</b></i>
Adult Education	0	2,031	\$40.93	0	\$0.00
Chelsea Elementary	321	895,004	\$18,104.30	2,788	\$56.40
Palermo Consolidated	118	336,432	\$6,821.79	2,851	\$57.81
Somerville School	15	44,443	\$895.58	2,963	\$59.71
SVRSU District Office	0	118,837	\$2,613.41	0	\$0.00
Whitefield Elementary	171	485,639	\$10,014.29	2,840	\$58.56
Windsor Elementary	348	632,048	\$12,855.35	1,816	\$36.94
<b>TOTALS &amp; AVERAGES</b>	<b>973</b>	<b>2,514,434</b>	<b>\$51,345.65</b>	<b>2,584</b>	<b>\$52.77</b>

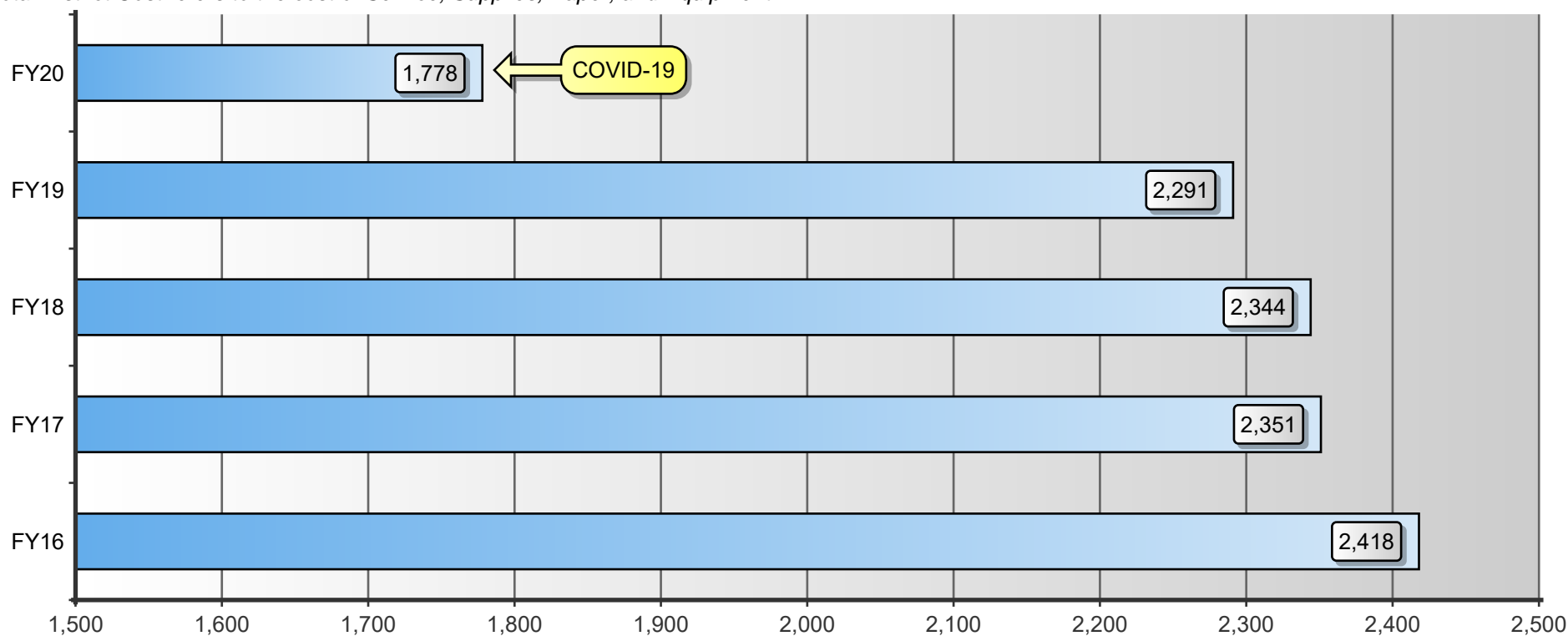
*\*Total School Cost refers to the cost of Service, Supplies, Paper and Equipment. See Projected Equipment Costs by Building table later in this Report.*

## Industry Average Copies per Student - Black

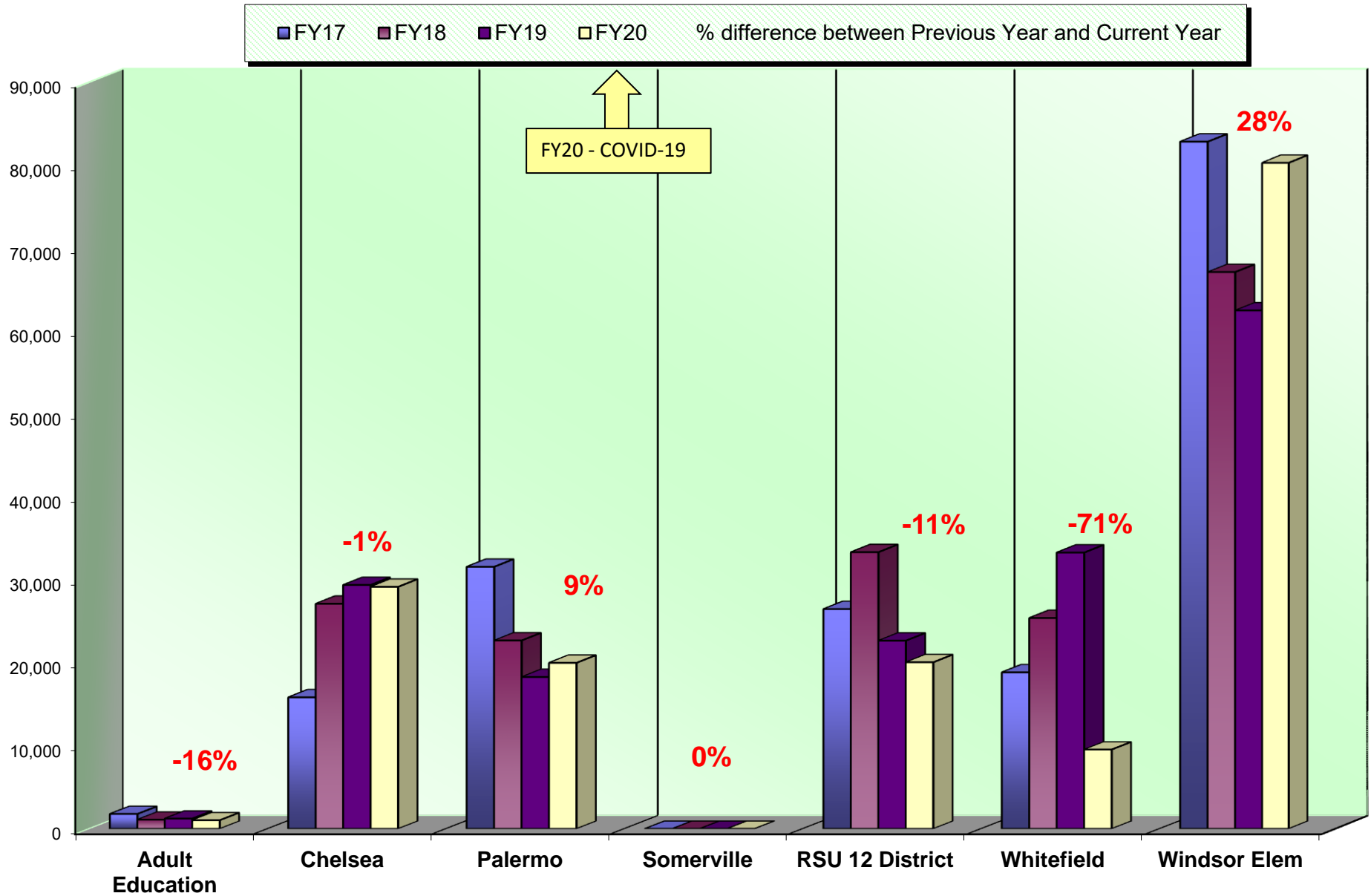
This is an SPC comparison contrasting your district with other client school districts throughout the states of Maine, New Hampshire, and Vermont. By comparing to the Average Student to Copy Usage, this will help you to set up future budgets if student populations increase or decrease within the district or if you plan to build an addition or a new school.

	<i><b>Total Student Population</b></i>	<i><b>Total Annual Volume</b></i>	<i><b>Total District Cost*</b></i>	<i><b>Annual Copies Per Student</b></i>	<i><b>Annual Cost Per Student</b></i>
All Schools w/Student Populations	74,038	131,634,476	\$3,165,697.18	1,778	\$42.76

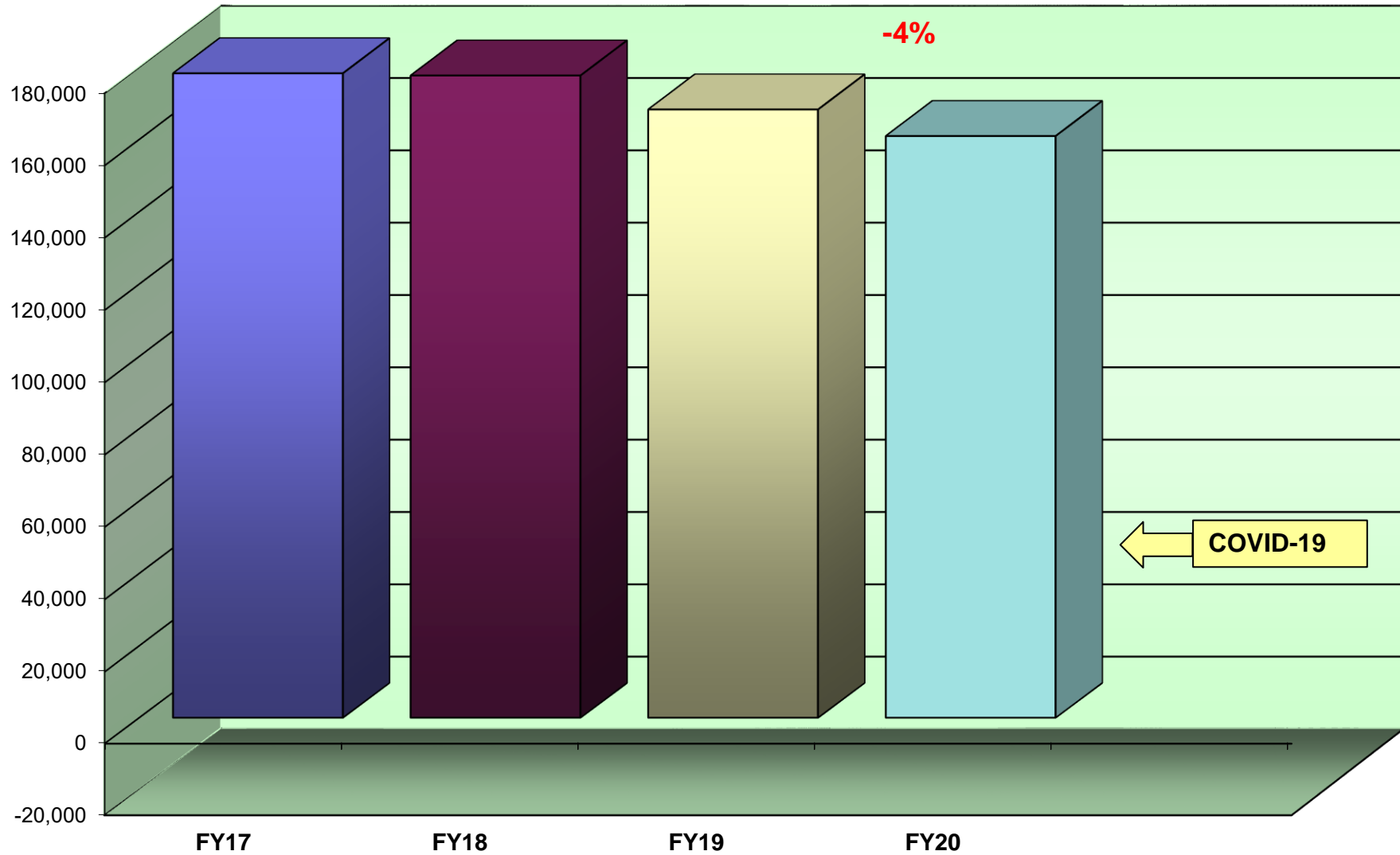
\*Total District Cost refers to the cost of Service, Supplies, Paper, and Equipment.



## Annual Color Volume by Location



## Annual Color Volume Overall



**% amount** equals the overall increase or decrease between Previous Year and Current Year



## Average Student to Copy Usage – Color Only

Using the projected costs by building as the basis, this table represents the projected average usage and cost per student for each building.

<b><i>Building</i></b>	<b><i>Student Population</i></b>	<b><i>Projected Annual Volume</i></b>	<b><i>Total School Cost*</i></b>	<b><i>Average Copies Per Student</i></b>	<b><i>Average Cost Per Student</i></b>
Adult Education	0	1,117	\$48.50	0	\$0.00
Chelsea Elementary	321	27,323	\$1,186.36	85	\$3.70
Palermo Consolidated	118	22,910	\$994.75	194	\$8.43
Somerville School	15	0	\$0.00	0	\$0.00
SVRSU District Office	0	33,520	\$1,455.44	0	\$0.00
Whitefield Elementary	171	25,614	\$1,112.16	150	\$6.50
Windsor Elementary	348	67,174	\$2,916.70	193	\$8.38
<b><i>TOTALS &amp; AVERAGES</i></b>	<b><i>973</i></b>	<b><i>177,658</i></b>	<b><i>\$7,713.91</i></b>	<b><i>183</i></b>	<b><i>\$7.93</i></b>

*\*Total School Cost refers to the cost of Service and Supplies. Paper and Equipment are included in the previous table for black prints.*

**NOTE: STARDoc tool will flag any future high color usage. See Page 33 of STARDoc Features. Current industry ratio averages 184 color prints per student per year. Your color volume this year averages 183 per student. Please contact our SPC technical team to provide training to your staff if your usage is too high.**

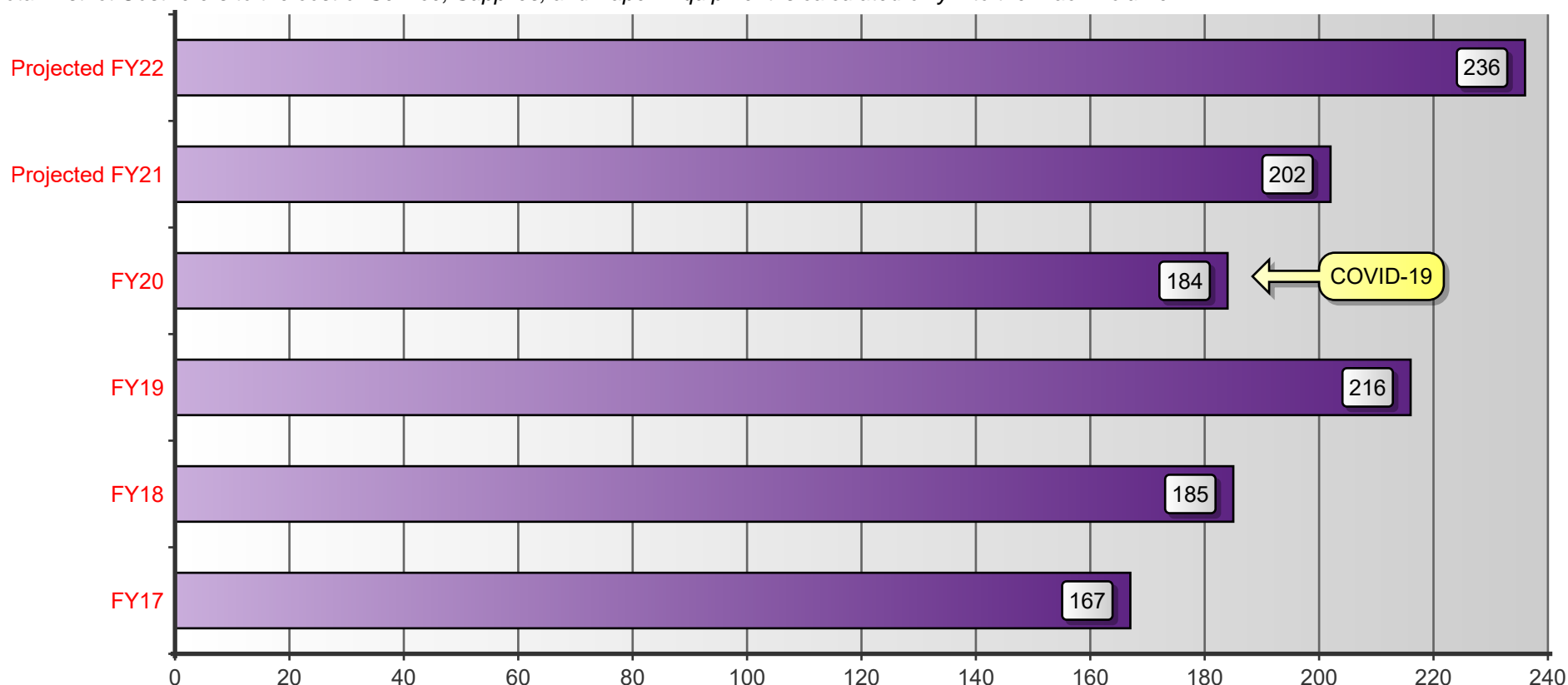
<b><i>District Wide Black Totals</i></b>	<b><i>2,607,041</i></b>	<b><i>\$9,039.23</i></b>
<b><i>District Wide Color Totals</i></b>	<b><i>160,936</i></b>	<b><i>\$7,022.55</i></b>

## Industry Average Copies per Student - Color

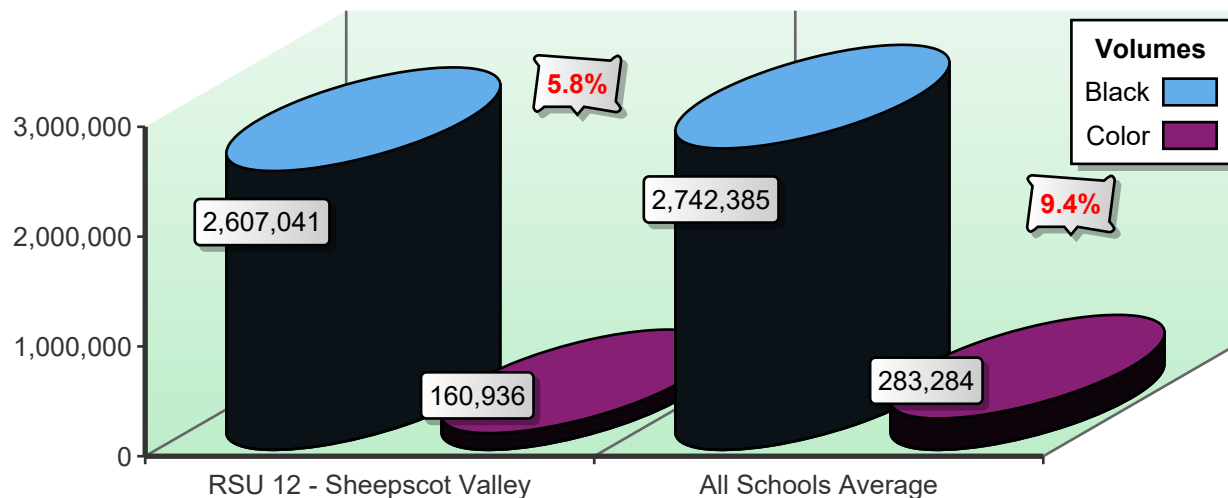
This is an SPC comparison contrasting your district with other client school districts throughout the states of Maine, New Hampshire, and Vermont. By comparing to the Average Student to Copy Usage, this will help you to set up future budgets if student populations increase or decrease within the district or if you plan to build an addition or a new school.

	<i><b>Total Student Population</b></i>	<i><b>Total Annual Volume</b></i>	<i><b>Total District Cost*</b></i>	<i><b>Annual Copies Per Student</b></i>	<i><b>Annual Cost Per Student</b></i>
All Schools w/Student Populations	74,038	13,597,620	\$725,023.31	184	\$9.79

\*Total District Cost refers to the cost of Service, Supplies, and Paper. Equipment is calculated only into the Black Volume.



## Color-to-Total Volume Comparison



## SPC Analysis

COLOR printing is skyrocketing out of control! A five-year study of 83,000 students across the Tri-State region revealed a rapid increase in the K-12 sector. In fact, in FY19, color printing increased by 19%! Of course FY20 was dramatically different because of COVID-19. Therefore, we should assume that color volume will continue to increase unless the proper controls are put in place. Obviously, some color printing is necessary. However, if color printing is not monitored properly, it could blow up your entire printing budget. The best time to financially achieve the color control goal is when you do your next upgrade. For that recommendation, please review the Health Status page.

**SOLUTION:** SPC has incorporated into our bids Right-Sized Print Management software that pinpoints the problematic locations and implements tailor-made software that controls your color printing. Instead of forcing the entire organization to change all printing habits, SPC focuses only on problematic locations.

## Usage Profile for Service & Supplies - Black

The table below shows an overview of the actual black volumes in each building before and after your equipment upgrade.

	<i><b>Volume Prior To Upgrade</b></i>	<i><b>Cost Prior to Upgrade</b></i>	<i><b>Volume After Upgrade</b></i>	<i><b>Cost After Upgrade</b></i>	<i><b>Total Volume</b></i>	<i><b>Total Costs</b></i>
Adult Education	17	\$0.08	1,512	\$4.84	1,529	\$4.92
Chelsea Elementary	19,580	\$76.59	1,030,980	\$3,353.93	1,050,560	\$3,430.52
Palermo Consolidated	10,462	\$48.74	218,148	\$738.29	228,610	\$787.03
Somerville School	5,549	\$25.25	48,511	\$155.24	54,060	\$180.49
SVRSU District Office	8,252	\$57.48	90,061	\$469.05	98,313	\$526.53
Whitefield Elementary	6,098	\$26.00	465,148	\$1,665.93	471,246	\$1,691.93
Windsor Elementary	20,281	\$85.36	682,442	\$2,332.45	702,723	\$2,417.81
<b>TOTALS</b>	<b>70,239</b>	<b>\$319.50</b>	<b>2,536,802</b>	<b>\$8,719.73</b>	<b>2,607,041</b>	<b>\$9,039.23</b>

## Usage Profile for Service & Supplies - Color

The table below shows an overview of the actual color volumes in each building before and after your equipment upgrade.

	<i><b>Volume Prior To Upgrade</b></i>	<i><b>Cost Prior to To Upgrade</b></i>	<i><b>Volume After Upgrade</b></i>	<i><b>Cost After Upgrade</b></i>	<i><b>Total Volume</b></i>	<i><b>Total Costs</b></i>
Adult Education	55	\$2.65	993	\$42.99	1,048	\$45.64
Chelsea Elementary	1,231	\$59.27	28,126	\$1,217.57	29,357	\$1,276.84
Palermo Consolidated	2,419	\$116.47	17,804	\$770.74	20,223	\$887.21
Somerville School	0	\$0.00	0	\$0.00	0	\$0.00
SVRSU District Office	576	\$27.73	19,718	\$853.59	20,294	\$881.32
Whitefield Elementary	1,298	\$62.50	8,418	\$364.42	9,716	\$426.92
Windsor Elementary	5,867	\$282.50	74,431	\$3,222.12	80,298	\$3,504.62
<b>TOTALS</b>	<b>11,446</b>	<b>\$551.12</b>	<b>149,490</b>	<b>\$6,471.43</b>	<b>160,936</b>	<b>\$7,022.55</b>

## Projected Equipment Costs by Building - Black

This table represents projected expenses for BLACK prints or copies by building based on projections from your recent upgrade. Approximate current paper case costs and averaged current annual lease payment are figured in to provide budget information for the upcoming fiscal year.

<i><b>Building</b></i>	<i><b>Projected Black Volume</b></i>	<i><b>Projected Black Cost</b></i>	<i><b>Approx. Paper Cost</b></i>	<i><b>Average Annual Equipment Cost</b></i>	<i><b>Total Projected Black Usage Cost</b></i>
Adult Education	2,031	\$6.52	\$10.97	\$23.44	\$40.93
Chelsea Elementary	895,004	\$2,941.69	\$4,833.02	\$10,329.59	\$18,104.30
Palermo Consolidated	336,432	\$1,122.17	\$1,816.73	\$3,882.89	\$6,821.79
Somerville School	44,443	\$142.66	\$239.99	\$512.93	\$895.58
SVRSU District Office	118,837	\$600.15	\$641.72	\$1,371.54	\$2,613.41
Whitefield Elementary	485,639	\$1,786.89	\$2,622.45	\$5,604.95	\$10,014.29
Windsor Elementary	632,048	\$2,147.58	\$3,413.06	\$7,294.71	\$12,855.35
<b>TOTALS</b>	<b>2,514,434</b>	<b>\$8,747.66</b>	<b>\$13,577.94</b>	<b>\$29,020.05</b>	<b>\$51,345.65</b>

## Projected Equipment Costs by Building - Color

This table represents projected expenses for COLOR prints or copies by building based on projections from your recent upgrade. Current paper case costs and current annual lease payment are NOT figured in to this table as they are covered in the Black prints report.

<i><b>Building</b></i>	<i><b>Projected Color Volume</b></i>	<i><b>Total Projected Color Usage Cost</b></i>
Adult Education	1,117	\$48.50
Chelsea Elementary	27,323	\$1,186.36
Palermo Consolidated	22,910	\$994.75
Somerville School	0	\$0.00
SVRSU District Office	33,520	\$1,455.44
Whitefield Elementary	25,614	\$1,112.16
Windsor Elementary	67,174	\$2,916.70
<b><i>TOTALS</i></b>	<b><i>177,658</i></b>	<b><i>\$7,713.91</i></b>



## Service & Supply Usage Profile by Vendor - Black

This table represents actual expenses for BLACK prints or copies by vendor for the current year along with projected service & supply expenses for the upcoming fiscal year. Under SPC's Simplified Billing Program, SPC will invoice you directly for 50% of the Projected Annual Volume in July and January, and then reconcile based on actual usage in June. Cost per copy typically increases by 5% or CPI annually, whichever is less. **Current year's increase is .03%.**

<i>Vendor</i>	<i>Billing Type</i>	<i>Equipment Type</i>	<i>Actual Volume</i>	<i>FY20 Cost / Copy</i>	<i>Total Costs</i>	<i>Projected Volume</i>	<i>FY21 Cost / Copy</i>	<i>Projected Cost</i>
A-Copi	Close-Out	Black Laser MFP	1,032	\$0.00455	\$4.70	0	\$0.00000	\$0.00
A-Copi	Close-Out	Black Photocopier	32,457	\$0.00379	\$123.01	0	\$0.00000	\$0.00
A-Copi	Close-Out	Black Photocopier	712	\$0.00446	\$3.18	0	\$0.00000	\$0.00
A-Copi	Close-Out	Black Photocopier	14,239	\$0.00455	\$64.79	0	\$0.00000	\$0.00
A-Copi	Close-Out	Black Photocopier	141	\$0.00458	\$0.65	0	\$0.00000	\$0.00
A-Copi	Close-Out	Black Photocopier	3,017	\$0.00488	\$14.72	0	\$0.00000	\$0.00
A-Copi	Close-Out	Color Photocopier	13,840	\$0.00455	\$62.97	0	\$0.00000	\$0.00
A-Copi	Close-Out	Color Photocopier	17	\$0.00488	\$0.08	0	\$0.00000	\$0.00
Axis	Close-Out	Black Network Printer	4,784	\$0.00949	\$45.40	0	\$0.00000	\$0.00
A-Copi	Upgrade	Black Laser MFP	41,979	\$0.01063	\$446.24	45,788	\$0.01066	\$488.10
A-Copi	Upgrade	Black Network Printer	42,078	\$0.01063	\$447.29	44,994	\$0.01066	\$479.64
A-Copi	Upgrade	Black Photocopier	2,143,109	\$0.00320	\$6,857.95	2,050,170	\$0.00321	\$6,581.05
A-Copi	Upgrade	Color Photocopier	309,636	\$0.00320	\$990.84	373,482	\$0.00321	\$1,198.88
<b>TOTALS</b>			<b>2,607,041</b>	<b>\$0.00348</b>	<b>\$9,061.82</b>	<b>2,514,434</b>	<b>\$0.003478</b>	<b>\$8,747.67</b>

## Service & Supply Usage Profile by Vendor - Color

This table represents actual expenses for COLOR prints or copies by vendor for the current year along with projected service & supply expenses for the upcoming fiscal year. Under SPC's Simplified Billing Program, SPC will invoice you directly for 50% of the Projected Annual Volume in July and January, and then reconcile based on actual usage in June. Cost per copy typically increases by 5% or CPI annually, whichever is less. **Current year's increase is .03%.**

<i>Vendor</i>	<i>Billing Type</i>	<i>Equipment Type</i>	<i>Actual Volume</i>	<i>2019-20 Cost / Copy</i>	<i>Total Cost</i>	<i>Projected Volume</i>	<i>2020-21 Cost / Copy</i>	<i>Projected Cost</i>
A-Copi	Close-Out	Color Photocopier	11,446	\$0.04815	\$551.12	0	\$0.00000	\$0.00
A-Copi	Upgrade	Color Photocopier	149,490	\$0.04329	\$6,471.42	177,658	\$0.04342	\$7,713.91
<b>TOTALS</b>			<b>160,936</b>	<b>\$0.043636</b>	<b>\$7,022.54</b>	<b>177,658</b>	<b>\$0.04342</b>	<b>\$7,713.91</b>

## SPC Service & Supply Cost Savings

These tables compare your equipment cost per copy for service and supplies (black prints or copies only) before becoming an SPC client on 01/15/1998 with your projected cost per copy for the new fiscal year through SPC. Annual Volume represents actual FY 20 black print usage. The second table represents your annual and five-year cost savings compared to your previous cost per copy rate.

### **BEFORE SPC**

Current Volume	Prior CPC	Average Annual Cost
2,536,802	\$0.01740	\$44,140.35

### **CURRENTLY WITH SPC**

Current Volume	Current CPC*	Current Cost	Cost Savings	5 Year Savings
2,536,802	\$0.003478	\$8,823.00	\$35,317.35	\$176,586.75

\*This CPC is an average of your copiers and printers together. Your copier cpc is substantially lower than this average.

**Today the Cooperative Buying of SPC has netted annual cost savings, on average, of \$35,317.35 x 22 years as a Client**  
**= \$776,981.70 Cost Savings!**

## Reprographic Equipment Assessment

This chart provides the status of your equipment and details of your current lease, if any.\*

<b>Total Number of Units</b>	<b>35</b>
<b>Total Number of Units on Lease</b>	<b>33</b>
<b>Total Number of Units Owned</b>	<b>2</b>
<b>Lease Company</b>	<b>Norway Savings Bank</b>
<b>Lease Start Date</b>	<b>08/02/2019</b>
<b>Lease End Date</b>	<b>08/01/2024</b>
<b>Term</b>	<b>5 Annual</b>
<b>Annual Payment usually due on 8/1</b>	<b>\$29,020.05</b>
<b>Remaining Payments</b>	<b>4</b>

*\*The determination on the lease has no bearing on Service & Supply and Warranty Contracts.*

## Leased Equipment

Building	Make/Model	Serial Number
Adult Education	Toshiba e-Studio 3515AC	CNEJ49683
Chelsea Elementary	Toshiba E-Studio 5516AC	C1JH10385
Chelsea Elementary	Toshiba E-Studio 6518A	C2DJ15458
Chelsea Elementary	Toshiba E-Studio 6518A	C2DJ15480
Chelsea Elementary	Toshiba E-Studio 6518A	C2DJ15487
Chelsea Elementary	Toshiba E-Studio 4518A	CZDJ50874
Chelsea Elementary	HP Laser Jet Pro M404dn	PHBB305357
Chelsea Elementary	HP Laser Jet Pro M404dn	PHBB305360
Chelsea Elementary	HP Laser Jet Pro M404dn	PHBB305370
Palermo Consolidated	Toshiba E-Studio 478	70189193054LX
Palermo Consolidated	Toshiba E-Studio 5516AC	C1JH10634
Palermo Consolidated	Toshiba E-Studio 6518A	C2DJ15488
Palermo Consolidated	Toshiba E-Studio 4518A	CZDJ50789
Palermo Consolidated	HP Laser Jet Pro M404dn	PHBB305372
Somerville School	Toshiba E-Studio 6518A	C2EJ16112
SVRSU District Office	Toshiba E-Studio 5516AC	C1JH10639
SVRSU District Office	Toshiba E-Studio 6518A	C2EJ16104
SVRSU District Office	Toshiba E-Studio 4518A	CZDJ49712
SVRSU District Office	HP Laser Jet Pro M404dn	PHB5B95511
SVRSU District Office	HP Laser Jet Pro M402dne	PHB5B95554
Whitefield Elementary	Toshiba E-Studio 478	70189193054HN
Whitefield Elementary	Toshiba E-Studio 478	70189193054K4
Whitefield Elementary	Toshiba E-Studio 5516AC	C1JH10660
Whitefield Elementary	Toshiba E-Studio 6518A	C2EJ16392
Whitefield Elementary	Toshiba E-Studio 6518A	C2EJ16395
Whitefield Elementary	HP Laser Jet Pro M404dn	PHBB305275
Windsor Elementary	Toshiba E-Studio 478	70189193054HD
Windsor Elementary	Toshiba E-Studio 478	70189193054M7
Windsor Elementary	Toshiba E-Studio 5516AC	C1JH10645
Windsor Elementary	Toshiba E-Studio 6518A	C2DJ15456
Windsor Elementary	Toshiba E-Studio 6518A	C2DJ15481
Windsor Elementary	Toshiba E-Studio 6518A	C2EJ16393

Building	Make/Model	Serial Number
Windsor Elementary	HP Laser Jet Pro M404dn	PHBB305043

## Owned Equipment

Building	Make/Model	Serial Number
Windsor Elementary	HPLaser Jet Pro M404dn	PHBB304672
Windsor Elementary	HPLaser Jet Pro M404dn	PHBB305350



## STARDoc User Names

Name	User Name
Anne Helm	ahelm@svrsu.org
Belinda Waterhouse	bwaterhouse@svrsu.org
Clarissa Howard	choward@svrsu.org
Deborah Taylor	dtaylor@svrsu.org
Heather Wilson	hwilson@svrsu.org
Howie Tuttle	htuttle@svrsu.org
Mark Deblois	mdeblois@svrsu.org
Pat Metta	pmetta@svrsu.org
Stephanie Oliphant	soliphant@svrsu.org
Susan Dancer	sdancer@svrsu.org
Susan Sawyer	ssawyer@svrsu.org



## Benefits of partnering with SPC

### Top Benefits to **our CLIENTS:**

#### 1. Cooperative Buying

By definition, is a model that allows a group of buyers with a common interest to pool their buying power in order to negotiate more favorable pricing and better service. SPC's model allows you to pick your preferred vendor!

- SPC's pricing is so strong ***we pay for our own fee*** by acquiring prices lower than what you can do on your own.
- We will save you money benefiting from the combined purchasing power of more than 63 clients with over 3,700 devices doing more than **155** million copies and prints per year. We purchase approximately 1,100 units annually with 80 million prints out to bid!
- We will save you time by preparing your bid, negotiating with vendors/manufacturers, presenting a total bid analysis, and managing the implementation.
- We will save you frustration. We manage your contracts for up to five years from the date of installation.

#### 2. Exclusive STARDoc Software

- STARDoc: System for Tracking And Reporting Documents.
- Maps all devices and sets up 'Interactive Live Floor Plans' of all printing devices, showing you a Before and After Upgrade look; provides a visual for all decision makers over the next five years.
- STARDoc studies your printing habits and is able to predict your year-end-cost months in advance before you receive your year-end reconciliation invoice.
- Sets up your next year's budget at the click of a mouse.

#### 3. Simplified Billing Program

- Removes the confusion out of billing.
- Eliminates variety of invoices from multiple vendors that come annually and/or quarterly.
- TWO invoices are sent each year from ONE billing source.
- Reconciles all of your devices at the end of the year: You pay only for what you use; no minimums.



## Benefits of partnering with SPC

### 4. Five-Year Equipment Replacement Schedule

- SPC's staff surveys key locations that determine life of existing equipment.
- Specs out new equipment needed: Does not allow vendors to undersize during the bidding process.
- Manages the entire bid process down to the install.

### 5. Annual Report

- A crucial document that extends the life of your equipment, often getting 8 to 10 years of guaranteed performance! Flags copying trends within your organization such as over usage.
- You get an overview of your current equipment situation, reports associated with copying and printing costs and, if needed, recommendations for addressing situations posing a problem.

### 6. Vendor Neutral

- SPC does not recommend just one brand; we suggest what's best for you with serviceability in mind.
- We present you with the bid results and offer recommendations, yet the decision is yours to make.

**SPC has been serving their clients since 1989, saving millions of dollars along the way.**

***Based on current actual volumes and CPCs, SPC has generated Annual Savings of more than \$2 million for all of our clients. That translates into Savings of more than \$10 million over five years!***



## SPC Values Our Vendors

### **Overall Benefits to our VENDORS**

- Opportunities brought to you - Over 1,100 units purchased annually running over 80 million prints!
- SPC is well respected in the industry.
- SPC values our vendors and speaks highly of them to our clients.
- National Contracts that are all negotiated with the manufacturers at your disposal

### **Vendor Benefits Pre-Bid & During the Bid Process**

- Sharing of previous bid results that help you to negotiate with your manufacturers.
- On-Site Survey of client requirements including mapping all devices.
- Writing of the *Five-Year Equipment Replacement Schedule* (Bid Specs).
- Controls the Bid Specs (Not allowing any vendor to underbid or offer discontinued equipment).
- A chance to sell your 'Value Add' directly to our clients after the bids are in. Customer has the right to pay more than low bid.

### **Vendor Benefits Before & During Installation**

- Digital Needs Analysis: Matching up the machine to installation site.
- Schedule and coordinate Vendor meeting with Client.
- Cover the cost of ESP surge protectors, electrical wiring, computer interface and any unexpected cost!
- Manage installation.
- Audit installation.
- Capture final meter reads for old contracts..
- Close books on old devices & contracts..



## SPC Values Our Vendors

### Vendor Ongoing Support

- Yearly meter reads.
- Simplified Billing: SPC collects service funds for the Vendor.
- Collection of all meter reads annually and reconciling them with the Client and Vendor.
- STARDoc: System for Tracking And Reporting Documents... Manages the budget.
- Annual Reports that flag machines that are being overused and underused thus improving reliability.
- Mediating warranty issues in sensitive locations.

### Why do some vendors hesitate to bid?

- Vendors worry that bidding will reduce their margins.
- If word gets out on pricing, they feel that their other customers will call and ask for similar prices.
- Lose control of their account as winning bidder may beat their pricing.
- SPC bids are designed to keep specs equal for all, no chance of providing a lesser piece of equipment.

**SPC manages over 3,700 pieces of equipment;**  
**Our relationship with our vendors has never been stronger!**



## STARDoc Features

### Cost Projection by Department or Building

- Allows you to formulate next year's budgets as early as December
- Allows you to see the projected usage bill in advance
- Tabulate total budgets and total costs district wide
- Volume or cost pages allow you to pinpoint specific machines on the floor plans
- Timeline - allowing you to go back to see how your budget compares to previous years

### Map your devices on Floorplans

Who Benefits? Business Manager, IT

- Identifies detailed information (IP address, serial number, vendor ID, CPC, consumed volume, toner and service alerts)
- Device information tab will allow you to easily access the web interface of the printer/copier
- Identifies detailed information (IP address, serial number, vendor ID, CPC, consumed volume, toner and service alerts)
- Non-reporting device listing for devices that haven't reported for more than 2 weeks
- Asset Management (Servers, Wireless Access Points, IP Cameras, Projectore, Apple TVs)

### Floorplan Administration

Who Benefits? Business Manager and IT

- Allows IT and Business Manager to move devices around on Floorplan
- Paper trail of device locations after summer break
- Will show Previous Devices, Present Equipment, and Proposed Equipment

### Contacts Page

Who Benefits? Business Manager and IT

- Control Access and Permissions to STARDoc
- Toggle Email all (Toner, Service Monthly Audits)



## STARDoc Features

### Device Listing Page

- Centralized location for detailed information of District's assets
- Exportable device listing to Excel or PDF
- Tracks additional non-contract devices
- IP Addresses and MAC addresses automatically imported
- Strikethrough on machines that have been removed

### Monthly Audits

Who Benefits? Business Manager and Superintendent

- Monthly Cost Snapshot
- Shows amount of devices not reporting to help improve accuracy of projections

### Timeline

Who Benefits? Business Manager

- Track historical volume and cost per building

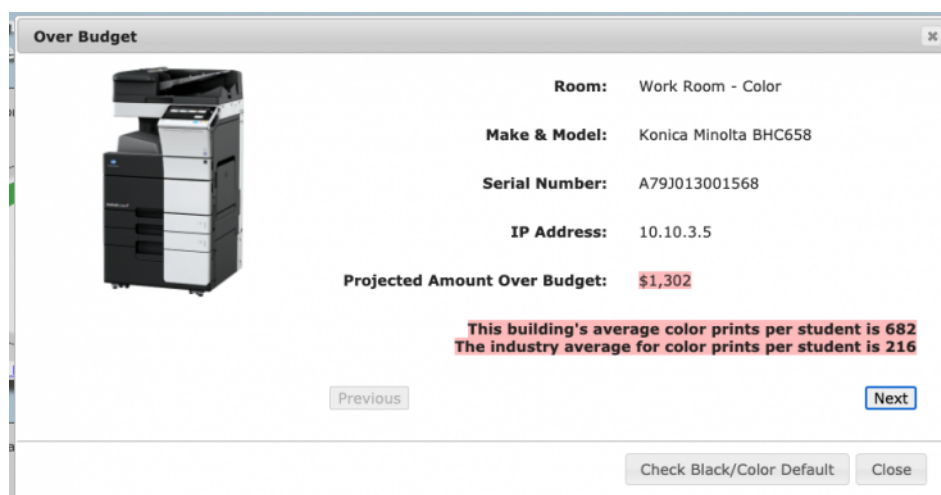
### Last Sync Date

Who Benefits? IT Manager

- Shows the last time that FMAudit synced for that client

### Over-Budget Report

- Request service history on any machine right through STARDoc.
- Catch overused equipment early, before equipment begins to break down due to overuse.





## SPC'S CLIENT WARRANTY AND RELIEF INSURANCE FUND

### AVAILABLE IMMEDIATELY!

#### WHY IS IT NEEDED?

With the recent pandemic, schools and businesses shut down. We are now seeing massive credits overall owed in the vicinity of \$389,820.78!\* However, your contracts stipulate that any unused service and supplies are to be refunded. While this may seem like good news to our clients, what if the vendor is unable or unwilling to repay those funds? Many companies outside of the copier industry are already filing for bankruptcy. SPC's legitimate concern is, what if this hits the Copier Industry and we can no longer access the funds owed to the client?

#### OTHER CONCERNS:

- Vendor refuses to honor a Warranty
- Equipment is no longer under a vendor Warranty
- Vendor refuses to honor a Service-and-Supply Contract at the agreed-upon pricing.
- Vendor gets sold to a venture capitalist entity or to a risky new owner with limited cash reserves

#### PURPOSE:

Since 1989, SPC's goal is to shelter our clients from Industry upheavals. This fund is to set aside monies that can be used by any client, if a need arises.

Funding Source: Initially, \$200,000 no-interest personal loan. To be paid back from two sources...

- Wholesale Trades... For over 10 years these funds have been set aside for warranty replacement units since the industry would provide the same cash price with or without the trade.
- Equipment Purchases... 2% of the gross will be set aside with each upgrade.

#### WHO BENEFITS:

All SPC clients...like any insurance fund, by pooling funds from SPC's entire client base, any losses are eliminated.

*CREDITS ANTICIPATED JUNE 30, 2020	
A-COPI (Owned by Visual Edge)	(\$77,605.18)
AXIS	(\$16,858.50)
BUDGET	(\$20,200.73)
CANON	(\$31,240.99)
KMBS	(\$154,659.88)
NATIONAL	(\$38,961.67)
OSV (Owned by Visual Edge)	(\$64,920.06)
RICOH	(\$3,432.44)
SYMQUEST (Owned by KMBS)	(\$11,027.80)
XEROX	(\$913.53)
<b>TOTAL UNUSED</b>	<b>(\$389,820.78)</b>