



## ***Specialized Purchasing Consultants***

**1491 East Side River Road**

**Dummer, NH 03588**

**(800)750-1538**

# **2018-2019 Annual Report**

## **Year - End Photocopier Analysis**

**With projected costs for 2019-2020**

**Bill Brockman  
RSU 06 - MSAD 06 -  
Buxton  
94 Main Street  
Buxton, ME 04093**



**Specialized Purchasing Consultants Inc.**  
**Serving Maine, New Hampshire & Vermont since 1988**

October 2019

Bill Brockman  
RSU 06 - MSAD 06 - Buxton  
94 Main Street  
Buxton, ME 04093

Skip Tilton  
President

Corporate Office:  
1491 East Side River Road  
Dummer, NH 03588  
(800) 750-1538

VISIT US ON THE WEB:  
[www.spccopypro.com](http://www.spccopypro.com)

Dear Bill:

We at Specialized Purchasing consultants wish to thank you for your continued confidence in us. Our relationship is **now 21 years strong**, and we hope that your trust in us and this relationship will continue for many years to come.

The following Annual Report provides an overview of last year's reprographic equipment usage and status. Recommendations are included based on usage and remaining life expectancy to address potential problem areas. This will help to avoid needless down time and improve equipment reliability.

Every year we strive to improve or enhance our services to save our clients time, money, and effort. For the past number of years, numerous new features have been implemented to benefit our clients such as Simplified Billing, FMAudit automated meter reading, STARDoc and IT Asset Management. We hope you have found these services to be beneficial and time-saving. We are very pleased to offer these services at no additional charge.

2018/2019 was a busy year for SPC, where we added three new services; Papercut Installer, Vendor Service History Reports and Chromebook Group Purchasing. For the upcoming year, SPC plans to offer a New **Five-Year Fleet Management** interactive tool that studies your printing habits and allows you to control your usage more efficiently over the life of your equipment. With the click of one button, it will incorporate past, present and future usage flagging any potential problematic areas..

We appreciate the opportunity to provide you with the best possible pricing, service, and equipment. We look forward to our meeting. Feel free to share your thoughts and feelings concerning your overall experience with SPC.

Sincerely,

Skip Tilton  
President

"Protecting Your Copier Interests"

# Table Of Contents

Meet Your Team	3
Equipment Health Status	4
Aging Equipment Summary	5
Non-Contracted Devices	6
STARDoc Timeline	7
STARDoc Features	9
STARDoc Features Cont'd	11
In The Pipeline	12
Warranty Replaced Machines	13
Bar Chart - Annual Black Volume By Location	14
Bar Chart - Annual Black Volume Overall	15
Average Student to Copy Usage - Black	16
Industry Average Copies per Student - Black	17
Bar Chart - Annual Color Volume By Location	18
Bar Chart - Annual Color Volume Overall	19
Average Student to Copy Usage - Color	21
Industry Average Copies per Student - Color	22
Color-to-Total Volume Comparison	23
Usage Profile Service & Supplies	71
Service & Supply Cost Savings	72
Projected Equipment Cost by Building - Black	74
Projected Equipment Cost by Building - Color	75
Service & Supply Usage Profile by Vendor - Black	76
Service & Supply Usage Profile by Vendor - Color	77
Reprographic Equipment Assessment	78
Leased Equipment	82
Owned Equipment	83
STARDoc User Names	85
Benefits of Partnering With SPC - Clients	87
Benefits of Partnering With SPC - Vendors	

## Meet Your Team



**Skip Tilton, President**  
**Billie Jo Tilton, Vice President**

As co-founders of SPC, Billie Jo and I are very proud of our team of professionals. The concept of group purchasing to save millions has grown since 1988 into providing over 16 different managerial services that increase reliability and extend the life of your equipment. However, none of this would have been possible without the loyalty of our clients, many of whom we have assisted for more than 20 years! Together, we have realized the lowest prices possible while improving the quality of your service and equipment. We have also been able to find ways to increase your equipment reliability, monitor and track usage variations throughout the year, and keep your costs under control.



**Jessica Paradis**  
**Accounting Coordinator**

Jessica manages all billing, equipment contracts for service and supplies, and lease or purchase transactions.

**Alex Webster**  
**Operations & Marketing Manager**

Alex manages the SPC STARDoc site, FM Audit, and equipment upgrades. He also works to market current and new SPC tools and services to existing and potential clients.



**Pam Weed**  
**Client-Vendor Relations**

Pam maintains a good working relationship between clients and vendors regarding billing issues, equipment reliability, and equipment additions or upgrades. She also works to ensure equipment records are up to date and accurately maintained.

**Robert Dutil**  
**Information Technology**

Bob works behind the scenes to keep our record-keeping data and programs running smoothly.



**Jamin Tilton**  
**Operations Support**

Jamin plays a vital role in performing onsite surveys and equipment installation audits. He also assists with contact information updates.

**James Cartwright**  
**Operations Support**

James provides key support for STARDoc as well as assisting with equipment installation audits.



**Heidi Tilton**  
**Office Support**

Heidi assists with bookkeeping as well as supporting other office staff with their needs.

## Equipment Health Status

**Total Number of Machines:** **128**

Total Black Photocopiers:	41
Total Color Photocopiers:	23
Total Black Network Printers:	62
Total Color Network Printers:	2
Total Removed From Service:	0

**# of Units OFF Warranty:** 0

**# of Units Approaching End of Warranty:** 2

**# of Units Overused:** 0

**# of Units Underused:** 8

**Commencement Date:** 08/02/2017

**# of Annual Payments Left on Lease:** 3

**All Warranties and Service Contracts Expire:** 06/30/2023

**SPC's FM Audit Print Management Software Loaded:** Yes

**Printer Contract Signed:** Yes

NOTE: When a machine goes off warranty, it does not mean that the service contract expires. It simply means that if a replacement machine becomes necessary, it may not be at "no charge."

Dear Bill,

Your color printing increased by 21% from last year compared with the industry, which is also experiencing a rapid increase in color ... 19% from last year. Your average color usage per student of 218 is slightly higher than the current industry average of 216 color copies per student. (See pages 17-22.)

The good news is that SPC has developed **Right Size Print Management Software (RS-PMS)** that can take control of this cost with your next upgrade. In the meantime, we will monitor your color usage and make recommendations as needed.

Sincerely,  
Skip

## Aging Equipment Summary

The following equipment is seven or more years from the date they were first offered for sale by the manufacturer. This is a major factor because availability of parts, cost of operation, and warranties all become diminished at 10 years from the Date of Introduction. Usage, age, and service history need to be considered to see if they are due for replacement soon.

Building	Department	Make/Model	Serial Number	Vendor Name	Intro Date
George E. Jack School	Computer Lab Downstairs	Toshiba e-Studio 456	C2H252758	A-COPI	02/01/2012
MSAD 6 District Office	Accounts Payable	Toshiba e-Studio 256	C2C223149	A-COPI	02/01/2012

## Non-Contracted Devices

Make - Model	Serial Number	IP Address	Last Update
	H5Z269753	10.10.16.84	2019-10-13 09:11:53
BROTHER MFC-J6920DW	U63571K6F144562	10.10.97.46	2019-10-12 09:11:54
BROTHER MFC-L2710DW series	U64969M8N119480	10.10.97.165	2019-10-12 09:11:54
BROTHER MFC-L5850DW series	U64221E7N447874	10.10.97.113	2019-10-12 09:11:54
EPSON SC-T5200 Series	U88E003874	10.10.36.84	2019-09-25 09:06:19
EPSON WF-2540 Series	QKEY524622	10.10.97.114	2019-10-12 09:11:54
SAMSUNG Samsung	ZELYBJDDA000EYJ	10.10.98.190	2019-10-12 09:11:54



## SPC Timeline

### 1988 Specialized Purchasing Consultants opens its doors

- Began offering equipment at the sales representative's cost with continued cooperative buying power obtaining competitive rates on leases, equipment, and service and supply contracts.

### 1999 Improved Annual Reports

- Revised Annual Report format to include new charts and tables for more expansive usage and budget detail.
- Initiated 5% cost per print annual increase cap

### 2001 Solid-Ink Printers and Meter Collection

- Offered low-cost-of-operation solid-ink network printers to help reduce printing costs
- Began collecting meter reads directly from client and submitting to vendors via spreadsheet, providing more accurate and consistent billing.

### 2002 Bond Counsel Review

- Added Bond Counsel Review to endure any and all funding sources provided legal documentation to meet State statutes and regulations.

### 2003 Contracts and Warranties Updated

- Service & Supply Contracts revised to reflect SPC's commitment to managing a client's account for five years while allowing the client a 30-day cancel option.
- Warranty revised to protect equipment, guaranteeing service or replacement at no charge, even if a vendor goes out of business.

### 2005 Economic Municipal Relief Fund Established

### 2006 Data Collection Agent

- Data Collection Agent Software offered for meter collection convenience.

### 2007 Insurance Fund

- Insurance Fund established for equipment upgrades with SPC monitoring installations from start to finish. SPC absorbs cost of returning leased equipment, electrical or network drop installs or upgrades, and surge protectors (ESPs).

### 2012 STARDoc - Print Management Software Developed and Implemented

- Live Floor Plans allow IT administrators to move devices around on their own floor plans
- Low-end network printers added to contracts and monitored
- Simplified Billing introduced





## SPC Timeline

### 2013 STARDoc - Daily Tracking

- Meters gathered daily to track usage

### 2014 STARDoc - Monthly Audits

- Users can see a monthly snapshot of current usage and estimated projections

### 2015 STARDoc - Mapping Options and Asset Management

- Allows mapping of other IT devices (Wireless Access Points, IP Cameras, Projectors, VoIP Phones, etc.)
- IT Asset Management tracks all IT purchases, warranty expirations, etc.

### 2018 STARDoc - Improved Pinpointing of Budget and Communications

- Improved pinpointing of machines projected to go over budget
- Facilitate communication with your vendor's service manager
- Request service history on any given printer or copier

### 2019 STARDoc – Service Histories, Chromebook Bid & Papercut Installers

- Request single, multiple, or fleet service history for a specific time period
- Request annual fleet service history
- Scroll through specific copiers or printers going over budget
- SPC's Chromebook bid allowed organizations to piggyback off our cooperative pricing. Many schools like SAU 67 - Bow and SAU 57 - Salem benefited from this pricing.
- 3 of SPC's team members became Certified Papercut installers.

### 2020 SPC Roadmap

- Five Year Fleet Management (FYFM) - Projects out Five Year costs for all equipment based on current and past usage.
- Update Bid Process to simplify bid submission for all of our vendors.



## STARDoc Features

### Cost Projection by Department or Building

Who Benefits? Accounts Payable, Business Manager, and Superintendent

- Allows you to formulate next year's budgets as early as December
- Allows you to see the projected usage bill in advance
- Tabulate total budgets and total costs district wide
- Volume or cost pages allow you to pinpoint specific machines on the floor plans
- Timeline - allowing you to go back to see how your budget compares to previous years

### Map your devices on Floorplans

Who Benefits? Business Manager, IT

- Identifies detailed information (IP address, serial number, vendor ID, CPC, consumed volume, toner and service alerts)
- Device information tab will allow you to easily access the web interface of the printer/copier
- Identifies detailed information (IP address, serial number, vendor ID, CPC, consumed volume, toner and service alerts)
- Non-reporting device listing for devices that haven't reported for more than 2 weeks
- Asset Management (Servers, Wireless Access Points, IP Cameras, Projectors, Apple TVs)

### Floorplan Administration

Who Benefits? Business Manager and IT

- Allows IT and Business Manager to move devices around on Floorplan
- Paper trail of device locations after summer break
- Will show Previous Devices, Present Equipment, and Proposed Equipment

### Contacts Page

Who Benefits? Business Manager and IT

- Control Access and Permissions to STARDoc
- Toggle Email all (Toner, Service Monthly Audits)



## STARDoc Features

### Device Listing Page

- Centralized location for detailed information of District's assets
- Exportable device listing to Excel or PDF
- Tracks additional non-contract devices
- IP Addresses and MAC addresses automatically imported
- Strikethrough on machines that have been removed

### Monthly Audits

Who Benefits? Business Manager and Superintendent

- Monthly Cost Snapshot
- Shows amount of devices not reporting to help improve accuracy of projections

### Timeline

Who Benefits? Business Manager

- Track historical volume and cost per building

### Last Sync Date

Who Benefits? IT Manager

- Shows the last time that FMAudit synced for that client



## STARDoc Features


### Consult: Secure Print Release, also known as Follow Me Print or Find-Me Printing

- Print to a single global queue, walk up, and collect at any device.
- Application allows jobs to be held at the server level and released when the user engages it at any multi-function device (MFD).
- Allows users to print at any area within the building as long as the MFD has the features needed by the user.

### Over-Budget Report

- Catch overused equipment early, before equipment begins to break down due to overuse.
- Request service history on any machine right through STARDoc.

Over Budget



Room:

 Room 201 Principal's Office
 

Make & Model:

 Canon IRC5051
 

Serial Number:

 GQM65369
 

IP Address:

 172.16.10.145

Projected Amount Over Budget:

 \$404

This building's average color prints per student is 314

The industry average for color prints per student is 185

Previous

Next

Check Black/Color Default

Close



# In The Pipeline...

## Five Year Fleet Management (FYFM)

We have all heard the saying that Information is Power! Beginning with your next upgrade, FYFM will put you in the driver's seat.

### **Purpose of FYFM:**

Interactive Tool you can alter with your printing habits. With the click of one button, it will incorporate both past, present and future usage, flagging any potential problematic areas. 'Right Size Print Management' will help to eliminate overused color copiers.

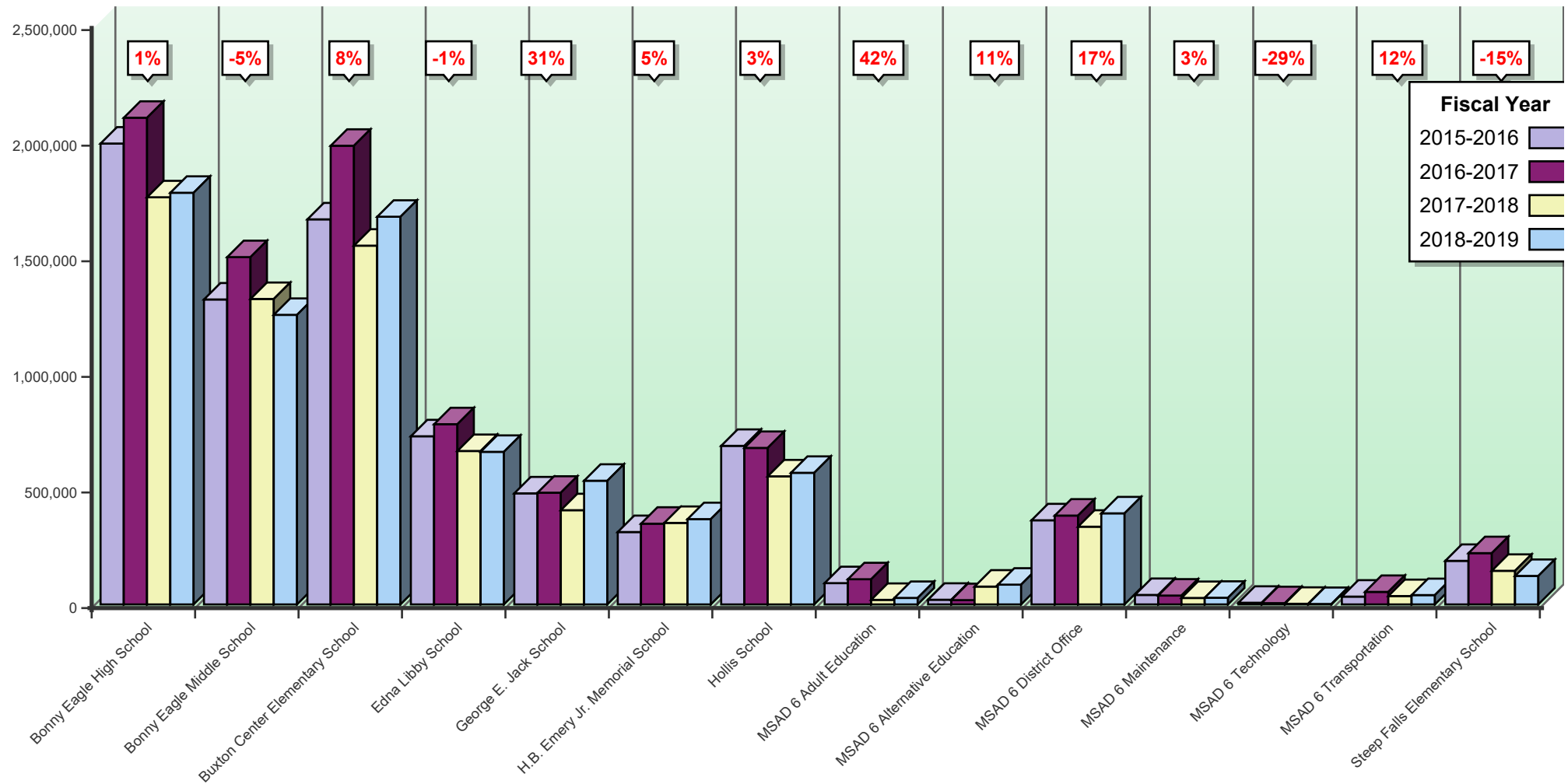
### **Setting up Future Budgets:**

Projecting out your cost is crucial in setting up your budgets. With FYFM you will be able to take control of your future cost for the entire life of your fleet of copiers, MFP's and printers. STARDoc currently studies your printing habits and projects out for about eight months. FYFM will be able to project out your cost and volume for the entire life of your fleet, usually five years out.

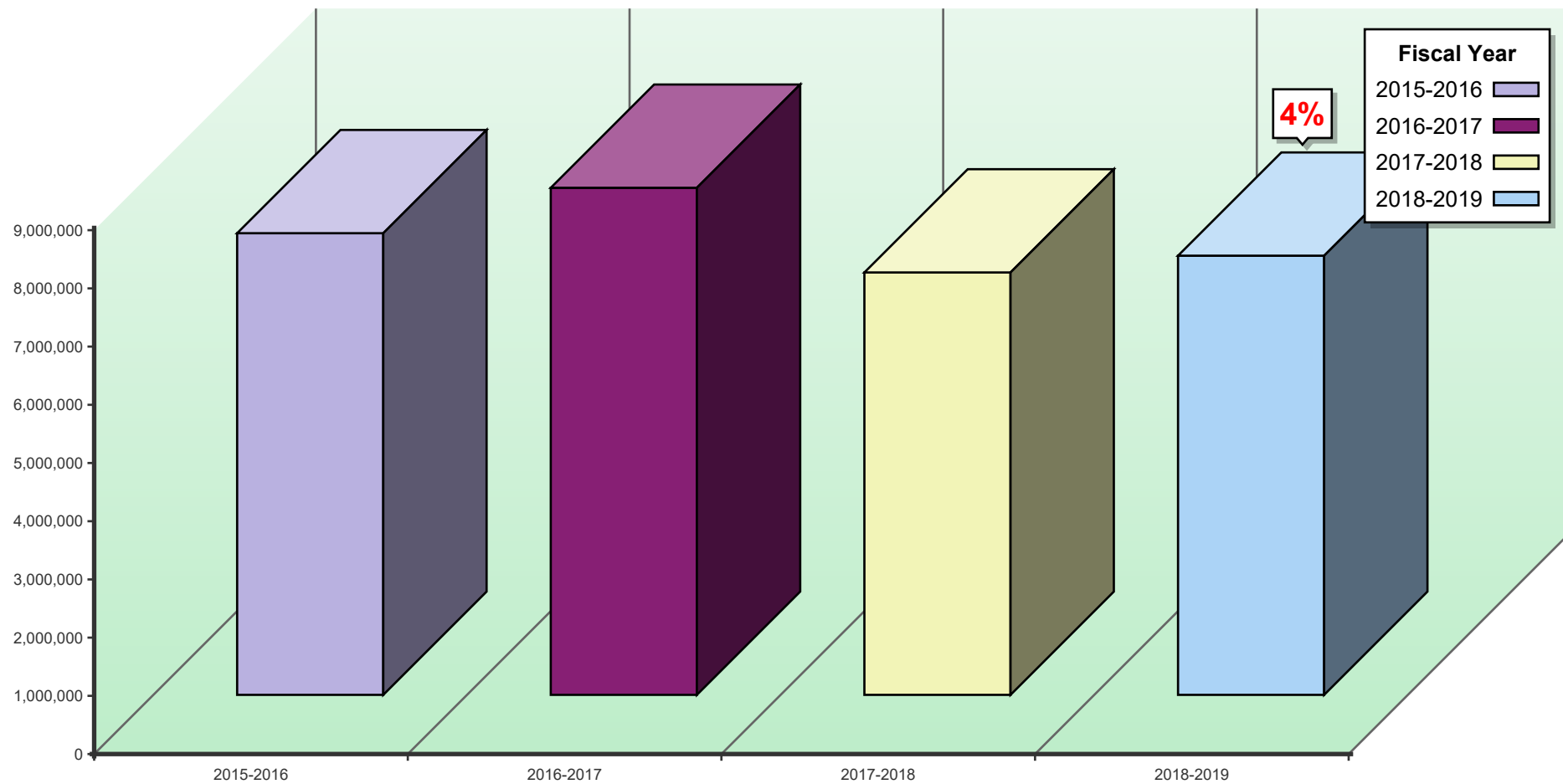
### **Problematic Machines:**

How would you know if your equipment is truly malfunctioning and needs to be replaced under warranty? FYFM will compare your service calls to all SPC's clients for like models and speeds. It will provide you with the number of service calls in a fiscal year and the average copies between calls so that you will know if your equipment is running efficiently and/or needs to be replaced under warranty at no charge. In awarding future bids, you will be able to see which company and which manufacturer is operating the best in your geographic area.

## Annual Black Volume by Location



## Annual Black Volume Overall



% amount equals the overall increase or decrease between Previous Year & Current Year

## Average Student-to-Copy Usage - Black

Using the projected costs by building as the basis, this table represents the projected average usage and cost per student for each building.

Building Name	Student Population	Annual Volume	Total School Cost*	Annual Copies Per Student	Annual Cost Per Student
Bonny Eagle High School	1144	1,780,429	\$38,383.97	1,556	\$33.55
Bonny Eagle Middle School	812	1,252,417	\$27,093.14	1,542	\$33.37
Buxton Center Elementary School	568	1,676,762	\$35,903.99	2,952	\$63.21
Edna Libby School	258	659,916	\$14,006.08	2,558	\$54.29
George E. Jack School	182	535,053	\$11,330.53	2,940	\$62.26
H.B. Emery Jr. Memorial School	203	368,885	\$7,941.52	1,817	\$39.12
Hollis School	298	569,265	\$12,210.60	1,910	\$40.98
MSAD 6 Adult Education	0	28,068	\$627.78	0	\$0.00
MSAD 6 Alternative Education	25	85,500	\$1,933.33	3,420	\$77.33
MSAD 6 District Office	0	393,923	\$9,465.66	0	\$0.00
MSAD 6 Maintenance	0	28,764	\$633.86	0	\$0.00
MSAD 6 Technology	0	1,958	\$44.21	0	\$0.00
MSAD 6 Transportation	0	40,340	\$869.77	0	\$0.00
Steep Falls Elementary School	103	123,329	\$2,717.17	1,197	\$26.38
<b>Totals</b>	<b>3,593</b>	<b>7,544,609</b>	<b>\$163,161.62</b>	<b>2,100</b>	<b>\$45.41</b>

*\*Total School Cost refers to the cost of Service & Supplies, Paper, and Equipment. See Projected Equipment Costs by Building table later in this report.*



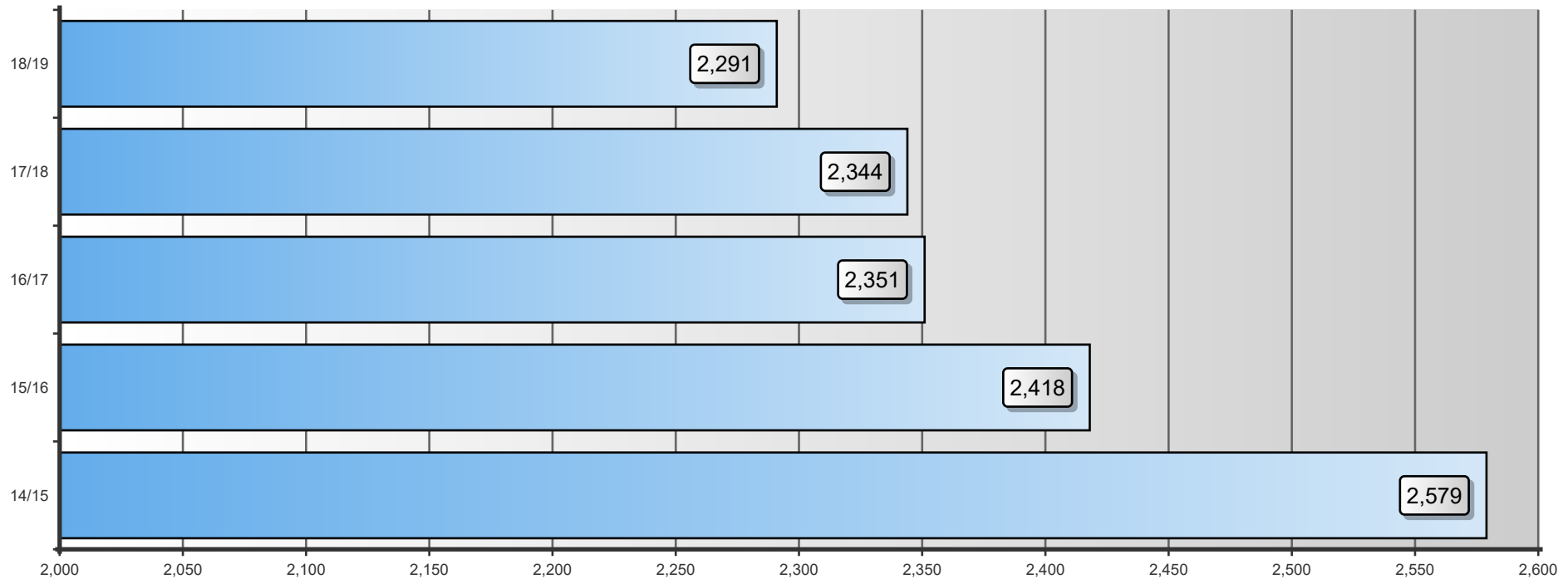
## Industry Average Copies per Student - Black

This is an SPC comparison contrasting your district with other client school districts throughout the states of Maine, New Hampshire, and Vermont. By comparing to the Average Student to Copy Usage, this will help you to set up future budgets if student populations increase or decrease within the district or if you plan to build an addition or a new school.

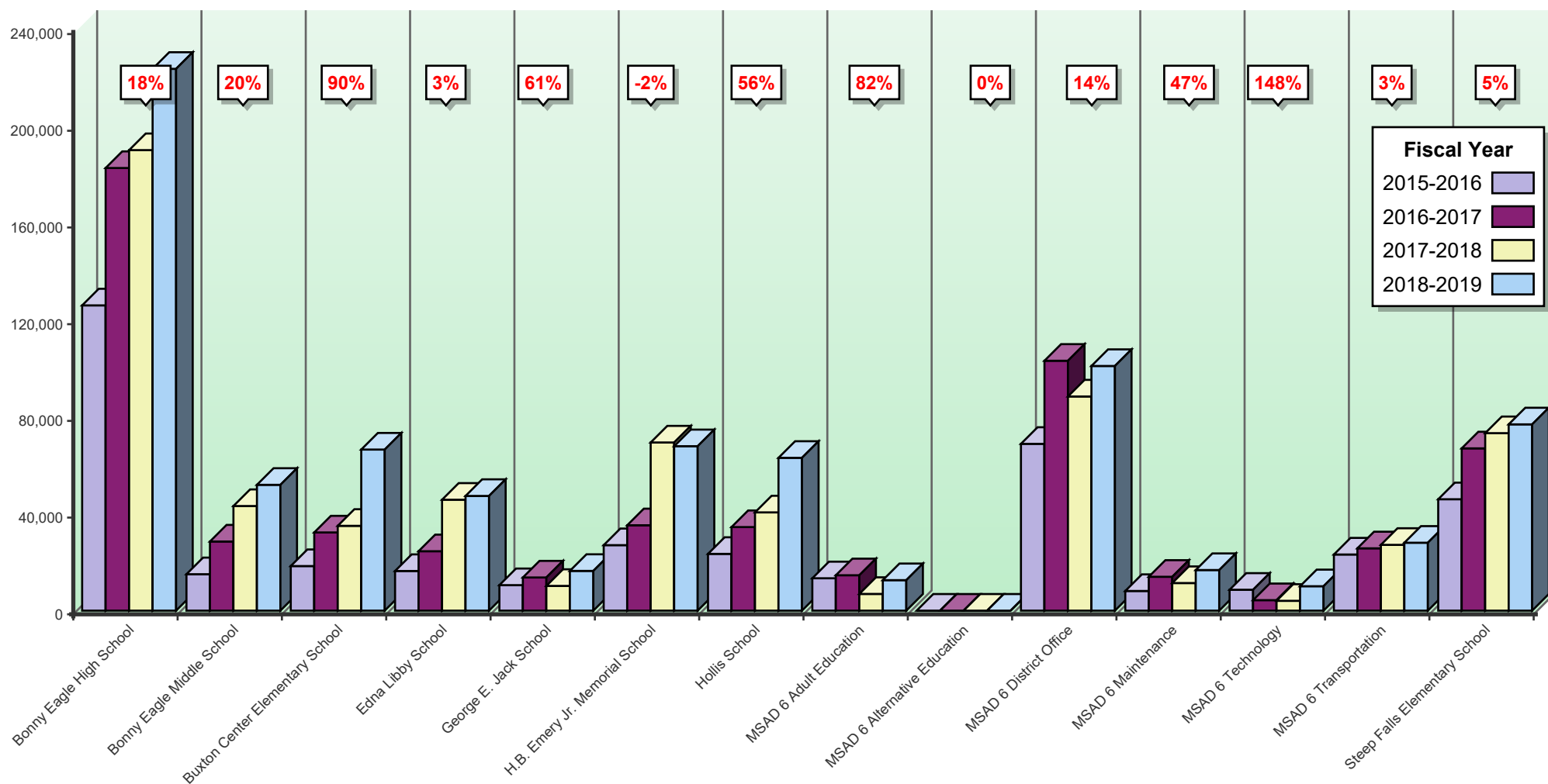
	<b>Total Student Population</b>	<b>Total Annual Volume</b>	<b>Total District Cost*</b>	<b>Annual Copies Per Student</b>	<b>Annual Cost Per Student</b>
All Schools w/Student Populations	83,897	192,210,359	\$4,000,539.34	2,291	\$47.68

\*Total District Cost refers to the cost of Service, Supplies, Paper, and Equipment.

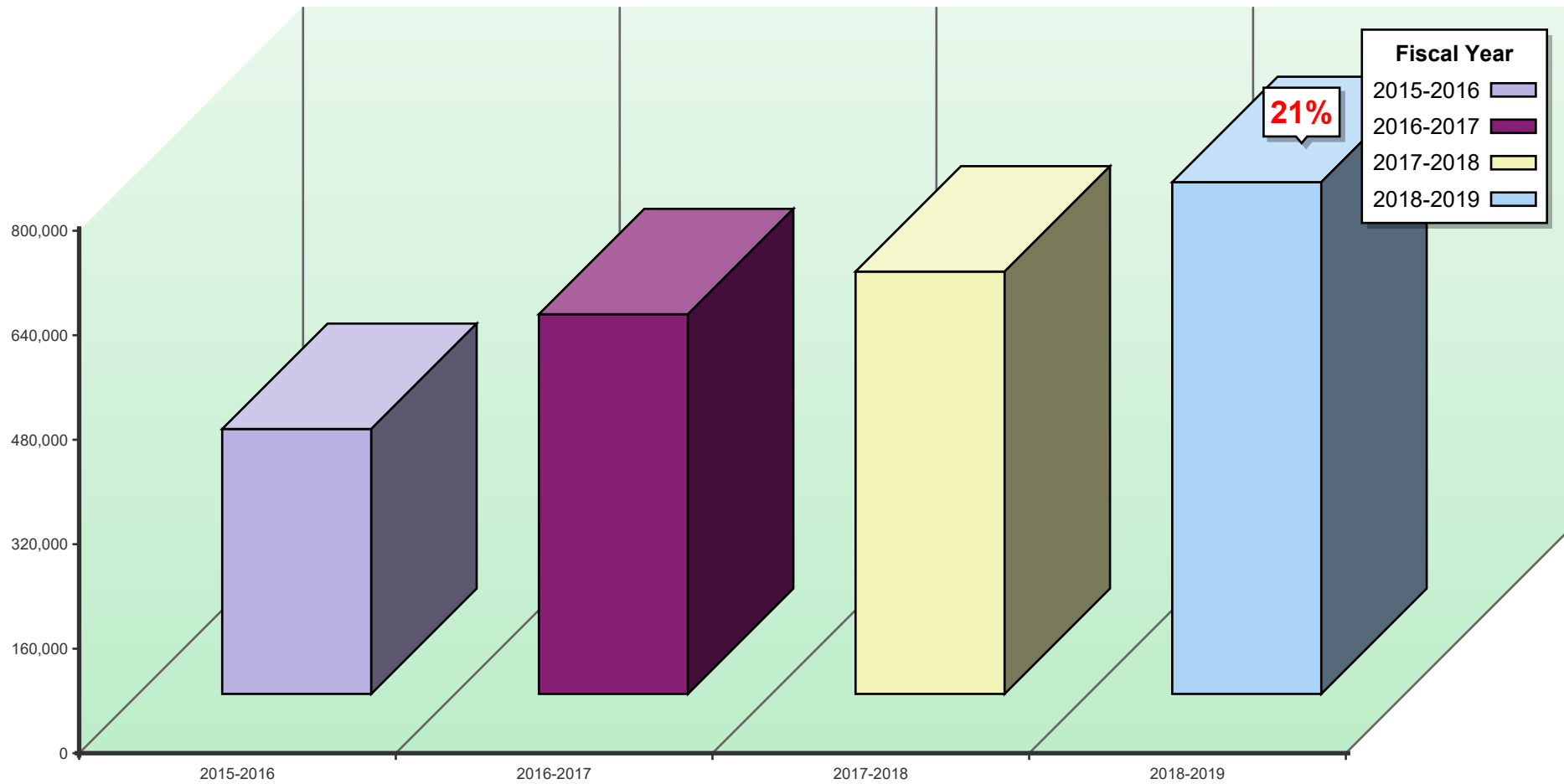
### Average Copies Per Student - Black



## Annual Color Volume by Location



## Annual Color Volume Overall



% amount equals the overall increase or decrease between Previous Year & Current Year

## Average Student-to-Copy Usage - Color

Using the projected costs by building as the basis, this table represents the projected average usage and cost per student for each building.

Building Name	Student Population	Annual Volume	Total School Cost*	Annual Copies Per Student	Annual Cost Per Student
Bonny Eagle High School	1144	224,107	\$10,448.59	196	\$9.13
Bonny Eagle Middle School	812	52,039	\$2,362.05	64	\$2.91
Buxton Center Elementary School	568	66,627	\$3,024.20	117	\$5.32
Edna Libby School	258	47,449	\$2,153.71	184	\$8.35
George E. Jack School	182	16,441	\$746.26	90	\$4.10
H.B. Emery Jr. Memorial School	203	68,015	\$3,087.20	335	\$15.21
Hollis School	298	63,212	\$2,869.19	212	\$9.63
MSAD 6 Adult Education	0	12,616	\$572.64	0	\$0.00
MSAD 6 Alternative Education	25	0	\$0.00	0	\$0.00
MSAD 6 District Office	0	101,203	\$4,639.81	0	\$0.00
MSAD 6 Maintenance	0	16,793	\$821.01	0	\$0.00
MSAD 6 Technology	0	10,097	\$493.64	0	\$0.00
MSAD 6 Transportation	0	28,093	\$1,275.14	0	\$0.00
Steep Falls Elementary School	103	77,054	\$3,497.48	748	\$33.96
<b>Totals</b>	<b>3,593</b>	<b>783,746</b>	<b>\$35,990.93</b>	<b>218</b>	<b>\$10.02</b>

\*Total School Cost refers only to Service & Supplies as Paper and Equipment are included in the previous table for black prints.

Note: STARDoc tool will flag any future high color usage. See page 11 of STARDoc Features. Current industry ratio averages 216 color prints per student per year. Your color volume this year averages 218 per student. Please contact our SPC technical team to provide training to your staff if your usage is too high.

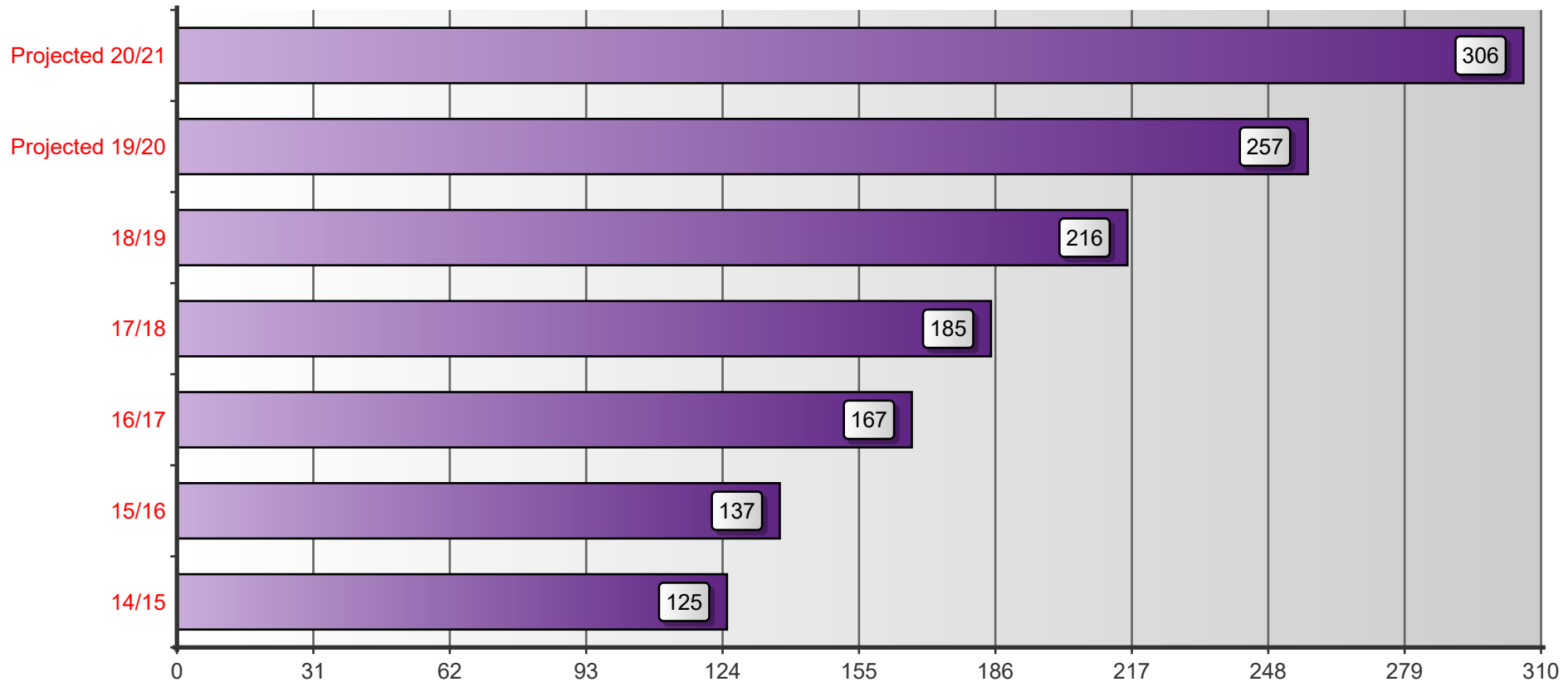
<i>District Wide Black Totals</i>	<i>7,544,609</i>	<i>\$27,635.49</i>
<i>District Wide Color Totals</i>	<i>783,746</i>	<i>\$35,285.06</i>

## Industry Average Copies per Student - Color

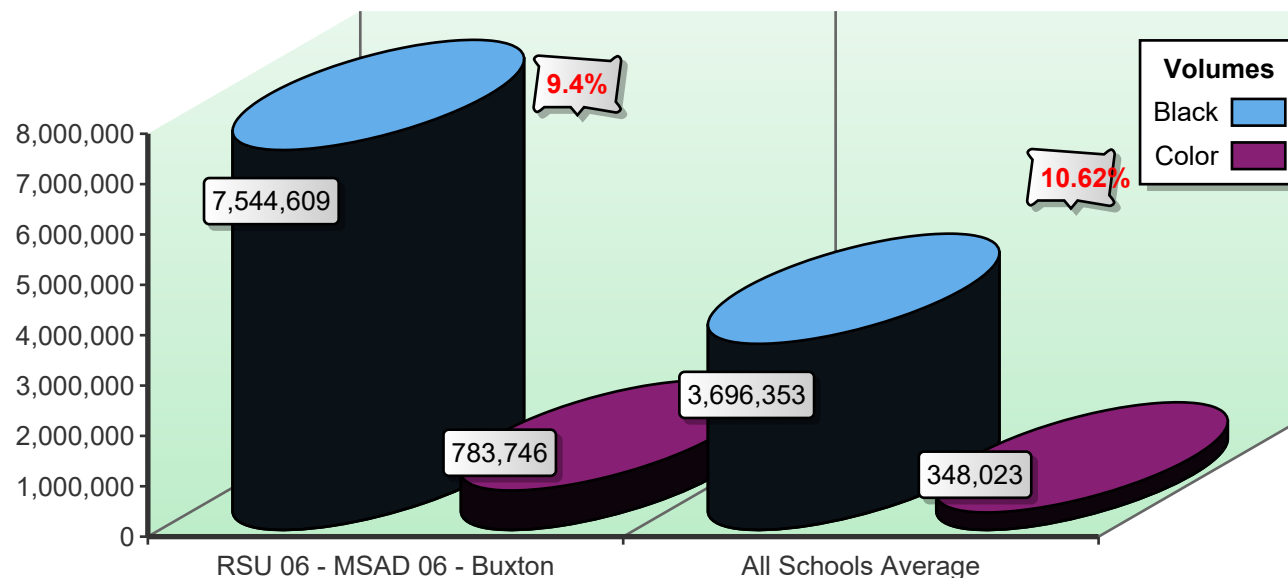
This is an SPC comparison contrasting your district with other client school districts throughout the states of Maine, New Hampshire, and Vermont. By comparing to the Average Student to Copy Usage, this will help you to set up future budgets if student populations increase or decrease within the district or if you plan to build an addition or a new school.

	<i><b>Total Student Population</b></i>	<i><b>Total Annual Volume</b></i>	<i><b>Total District Cost*</b></i>	<i><b>Annual Copies Per Student</b></i>	<i><b>Annual Cost Per Student</b></i>
All Schools w/Student Populations	83,897	18,097,200	\$926,143.97	216	\$11.04

*\*Total District Cost refers to the cost of Service, Supplies, and Paper. Equipment is calculated only into the Black Volume.*



## Color-to-Total Volume Comparison



## SPC Analysis

COLOR printing is skyrocketing out of control! A five-year study of 83,000 students across the Tri-State region revealed a rapid increase in the K-12 sector. In fact, last year alone, color printing increased by 19%!

**Taking Control** What that means: If you are a school district of 1,000 students, the average color volume is 216,000 copies, which could be costing you from **\$7,500 > (CPC is at \$0.35)** to **\$10,000 per year**. **If current trends stay the same, then year five cost would be between \$17,897-\$23,863.** Obviously, some color printing is necessary. However, if color printing is not monitored properly, it could blow up your entire printing budget.

**SOLUTION:** SPC has developed Right-Sized Print Management software that pinpoints the problematic locations and implements tailor-made software that controls your color printing. Instead of forcing the entire district to change all printing habits, SPC focuses only on the problematic locations. Best of all, by means of our tremendous buying power, that software comes to you at no charge! In fact, studies have shown that SPC saves a school district of 1,000 students an average of \$74,000 over five years, with our compensation included (a \$74.00 per student average cost savings).

So why overwhelm the entire district with very expensive, intrusive software to control this color printing explosion? Direct your blows with SPC's unique Right-Sized Print Management Software. Call Skip Tilton or Alex Webster to set up an in-person demonstration today.

Other beneficial features include Follow-Me Printing.

## Usage Profile for Service & Supplies

RSU 06 - MSAD 06 - Buxton

The usage analysis shown here provides an overview of the usage of each piece of equipment currently under contract and monitored by SPC.

*Date of Last Upgrade: 08/02/2017*

*Make-Model/Speed*

*Serial Number/Vendor Machine ID*

*Life/Intro Date*

*Vendor*

*07/01/2018*

*Meter*

*06/30/2019*

*Meter*

*2018-2019*

*Annual*

*Volume*

*Cost/Copy*

*Annual Cost*

*Recommendations*

### Bonny Eagle High School

#### Attendance Office

Kyocera P2040dw / 40 PPM  
VD26Z01767 / 7289  
1,000,000 / /2017-04-01  
Black Network Printer  
A-COPI

2,191

4,866

2,675

\$0.01670

None at this time.

\$44.67

0

0

0

\$0.00000

\$0.00

#### Attendance Office

Toshiba e-Studio 5506AC / 55 PPM  
CHEG18240 / 7216  
3,000,000 / /2016-07-01  
Color Photocopier  
A-COPI

50,845

123,739

72,894

\$0.00360

None at this time.

\$262.42

37,484

79,208

41,724

\$0.04450

\$1,856.72

#### Copy Room

Toshiba e-Studio 7508A / 75 PPM  
CICG17318 / 7221  
4,000,000 / /2016-07-01  
Black Photocopier  
A-COPI

84,664

152,286

67,622

\$0.00308

None at this time.

\$208.28

0

0

0

\$0.00000

\$0.00



<i>Make-Model/Speed</i>					
<i>Serial Number/Vendor Machine ID</i>					
<i>Life/Intro Date</i>	<i>07/01/2018</i>	<i>06/30/2019</i>	<i>2018-2019</i>	<i>Cost/Copy</i>	
<i>Vendor</i>	<i>Meter</i>	<i>Meter</i>	<i>Annual Volume</i>	<i>Annual Cost</i>	<i>Recommendations</i>
<b>Custodial Office</b>					
Kyocera P2040dw / 40 PPM	3,131	6,350	3,219	\$0.01670	None at this time.
VD26Z01780 / 7292				\$53.76	
1,000,000 / /2017-04-01	0	0	0	\$0.00000	
Black Network Printer				\$0.00	
A-COPI					
<b>Guidance Office</b>					
Toshiba e-Studio 4505AC / 45 PPM	6,419	13,146	6,727	\$0.00360	None at this time.
CFCG51584 / 7428				\$24.22	
1,000,000 / /2016-07-01	38,329	95,195	56,866	\$0.04793	
Color Photocopier				\$2,725.59	
A-COPI					
<b>Learning Center 3 Old Wing 3rd Fl</b>					
Toshiba e-Studio 8508A / 85 PPM	477,619	813,005	335,386	\$0.00308	None at this time.
CIAG16065 / 7228				\$1,032.99	
5,000,000 / /2016-07-01	0	0	0	\$0.00000	
Black Photocopier				\$0.00	
A-COPI					

RSU 06 - MSAD 06 - BU

<i>Make-Model/Speed</i>					
<i>Serial Number/Vendor Machine ID</i>					
<i>Life/Intro Date</i>	<i>07/01/2018</i>	<i>06/30/2019</i>	<i>2018-2019</i>	<i>Cost/Copy</i>	
<i>Vendor</i>	<i>Meter</i>	<i>Meter</i>	<i>Annual Volume</i>	<i>Annual Cost</i>	<i>Recommendations</i>
<b>Library</b>					
Toshiba e-Studio 4508A / 45 PPM	53,390	84,568	31,178	\$0.00432	None at this time.
CGKF46206 / 7240				\$134.69	
1,000,000 / /2016-07-01	0	0	0	\$0.00000	
Black Photocopier				\$0.00	
A-COPI					
<b>Lunch Room Office</b>					
Kyocera P2040dw / 40 PPM	3,128	6,675	3,547	\$0.01670	None at this time.
VD26Z02874 / 7288				\$59.23	
1,000,000 / /2017-04-01	0	0	0	\$0.00000	
Black Network Printer				\$0.00	
A-COPI					
<b>Music Room</b>					
Kyocera P3045DN / 47 PPM	9,229	17,081	7,852	\$0.01156	None at this time.
VM37402961 / 7345				\$90.77	
1,000,000 / /2017-04-01	0	0	0	\$0.00000	
Black Network Printer				\$0.00	
A-COPI					

RSU 06 - MSAD 06 - BU

<i>Make-Model/Speed Serial Number/Vendor Machine ID Life/Intro Date Vendor</i>	<i>07/01/2018 Meter</i>	<i>06/30/2019 Meter</i>	<i>2018-2019 Annual Volume</i>	<i>Cost/Copy Annual Cost</i>	<i>Recommendations</i>
<b>Office across from Student Services</b>					
Kyocera P3045DN / 47 PPM	6,641	13,271	6,630	\$0.01156	None at this time.
VM37402964 / 7341				\$76.64	
1,000,000 / /2017-04-01	0	0	0	\$0.00000	
Black Network Printer				\$0.00	
A-COPI					
<b>Portable Room 10</b>					
Kyocera P2040dw / 40 PPM	3,214	6,507	3,293	\$0.01670	None at this time.
VD26Z02864 / 7298				\$54.99	
1,000,000 / /2017-04-01	0	0	0	\$0.00000	
Black Network Printer				\$0.00	
A-COPI					
<b>Portable Room 11</b>					
Kyocera P3045DN / 47 PPM	15,405	27,531	12,126	\$0.01156	None at this time.
VM37402978 / 7340				\$140.18	
1,000,000 / /2017-04-01	0	0	0	\$0.00000	
Black Network Printer				\$0.00	
A-COPI					

<i>Make-Model/Speed Serial Number/Vendor Machine ID Life/Intro Date Vendor</i>	<i>07/01/2018 Meter</i>	<i>06/30/2019 Meter</i>	<i>2018-2019 Annual Volume</i>	<i>Cost/Copy Annual Cost</i>	<i>Recommendations</i>
<b>Portable Room 13</b>					
Kyocera P3045DN / 47 PPM	4,025	8,770	4,745	\$0.01156	None at this time.
VM37402970 / 7339				\$54.85	
1,000,000 / /2017-04-01	0	0	0	\$0.00000	
Black Network Printer				\$0.00	
A-COPI					
<b>Principal's Office</b>					
Toshiba e-Studio 5506AC / 55 PPM	58,918	118,713	59,795	\$0.00360	None at this time.
CHEG18385 / 7224				\$215.26	
3,000,000 / /2016-07-01	27,679	56,004	28,325	\$0.04450	
Color Photocopier				\$1,260.46	
A-COPI					
<b>Room 101</b>					
Kyocera P2040dw / 40 PPM	532	2,614	2,082	\$0.01670	None at this time.
VD26Z01772 / 7296				\$34.77	
1,000,000 / /2017-04-01	0	0	0	\$0.00000	
Black Network Printer				\$0.00	
A-COPI					

<i>Make-Model/Speed</i> <i>Serial Number/Vendor Machine ID</i> <i>Life/Intro Date</i> <i>Vendor</i>	<i>07/01/2018</i> <i>Meter</i>	<i>06/30/2019</i> <i>Meter</i>	<i>2018-2019</i> <i>Annual</i> <i>Volume</i>	<i>Cost/Copy</i> <i>Annual Cost</i>	<i>Recommendations</i>
<b>Room 103</b>					
Kyocera P3045DN / 47 PPM	2,401	3,014	613	\$0.01156	None at this time.
VM37402976 / 7338				\$7.09	
1,000,000 / /2017-04-01	0	0	0	\$0.00000	
Black Network Printer				\$0.00	
A-COPI					
<b>Room 103</b>					
Toshiba e-Studio 3505AC / 35 PPM	21,577	72,984	51,407	\$0.00432	None at this time.
CFEG63822 / 7231				\$222.08	
750,000 / /2016-07-01	1,272	2,165	893	\$0.04793	
Color Photocopier				\$42.80	
A-COPI					
<b>Room 108</b>					
Kyocera P2040dw / 40 PPM	4,768	5,047	279	\$0.01670	Underused!
VD26Z02870 / 7304				\$4.66	
1,000,000 / /2017-04-01	0	0	0	\$0.00000	
Black Network Printer				\$0.00	
A-COPI					

<i>Make-Model/Speed</i> <i>Serial Number/Vendor Machine ID</i> <i>Life/Intro Date</i> <i>Vendor</i>	<i>07/01/2018</i> <i>Meter</i>	<i>06/30/2019</i> <i>Meter</i>	<i>2018-2019</i> <i>Annual</i> <i>Volume</i>	<i>Cost/Copy</i> <i>Annual Cost</i>	<i>Recommendations</i>
<b>Room 121 Special Education</b>					
Toshiba e-Studio 4508A / 45 PPM	42,486	81,173	38,687	\$0.00432	None at this time.
CGKF46203 / 7381				\$167.13	
1,000,000 / /2016-07-01	0	0	0	\$0.00000	
Black Photocopier				\$0.00	
A-COPI					
<b>Room 121 Special Education</b>					
Toshiba e-Studio 5506AC / 55 PPM	156,366	320,135	163,769	\$0.00360	None at this time.
CHEG18388 / 7217				\$589.57	
3,000,000 / /2016-07-01	70,937	146,031	75,094	\$0.04450	
Color Photocopier				\$3,341.68	
A-COPI					
<b>Room 205 Old Wing</b>					
Toshiba e-Studio 5508A / 55 PPM	161,138	402,639	241,501	\$0.00308	None at this time.
CIEG19087 / 7225				\$743.82	
2,000,000 / /2016-08-01	0	0	0	\$0.00000	
Black Photocopier				\$0.00	
A-COPI					

RSU 06 - MSAD 06 - BU

<i>Make-Model/Speed</i>					
<i>Serial Number/Vendor Machine ID</i>					
<i>Life/Intro Date</i>	<i>07/01/2018</i>	<i>06/30/2019</i>	<i>2018-2019</i>	<i>Cost/Copy</i>	
<i>Vendor</i>	<i>Meter</i>	<i>Meter</i>	<i>Annual Volume</i>	<i>Annual Cost</i>	<i>Recommendations</i>
<b>Room 220</b>					
Kyocera P2040dw / 40 PPM	2,656	4,025	1,369	\$0.01670	None at this time.
VD26Z02873 / 7302				\$22.86	
1,000,000 / /2017-04-01	0	0	0	\$0.00000	
Black Network Printer				\$0.00	
A-COPI					
<b>Room 227</b>					
Toshiba e-Studio 4508A / 45 PPM	52,108	114,341	62,233	\$0.00432	None at this time.
CGIF39780 / 7413				\$268.85	
1,000,000 / /2016-07-01	0	0	0	\$0.00000	
Black Photocopier				\$0.00	
A-COPI					
<b>Shop Class</b>					
Kyocera P2040dw / 40 PPM	2,005	4,096	2,091	\$0.01670	None at this time.
VD26Z02858 / 7301				\$34.92	
1,000,000 / /2017-04-01	0	0	0	\$0.00000	
Black Network Printer				\$0.00	
A-COPI					

<i>Make-Model/Speed</i>					
<i>Serial Number/Vendor Machine ID</i>			<i>2018-2019</i>	<i>Cost/Copy</i>	
<i>Life/Intro Date</i>	<i>07/01/2018</i>	<i>06/30/2019</i>	<i>Annual</i>	<i>Annual Cost</i>	<i>Recommendations</i>
<i>Vendor</i>	<i>Meter</i>	<i>Meter</i>	<i>Volume</i>		
<b>Special Education</b>					
Toshiba e-Studio 3505AC / 35 PPM	9,820	18,476	8,656	\$0.00432	None at this time.
CFEG63775 / 7230				\$37.39	
750,000 / /2016-07-01	12,052	31,455	19,403	\$0.04793	
Color Photocopier				\$929.99	
A-COPI					
<b>Teachers' Room 2nd FI New Wing</b>					
Toshiba e-Studio 7508A / 75 PPM	279,700	597,165	317,465	\$0.00308	None at this time.
CIEG18883 / 7220				\$977.79	
4,000,000 / /2016-07-01	0	0	0	\$0.00000	
Black Photocopier				\$0.00	
A-COPI					
<b>Teachers' Room 2nd FI Old Wing</b>					
Toshiba e-Studio 7508A / 75 PPM	246,170	518,217	272,047	\$0.00308	None at this time.
CICG17326 / 7222				\$837.90	
4,000,000 / /2016-07-01	0	0	0	\$0.00000	
Black Photocopier				\$0.00	
A-COPI					



<i>Make-Model/Speed</i>					
<i>Serial Number/Vendor Machine ID</i>					
<i>Life/Intro Date</i>	<i>07/01/2018</i>	<i>06/30/2019</i>	<i>2018-2019</i>	<i>Cost/Copy</i>	
<i>Vendor</i>	<i>Meter</i>	<i>Meter</i>	<i>Annual Volume</i>	<i>Annual Cost</i>	<i>Recommendations</i>
<b>Wood Shop Class</b>					
Toshiba e-Studio 3505AC / 35 PPM	319	860	541	\$0.00432	None at this time.
CFEG63835 / 7429				\$2.34	
750,000 / /2016-07-01	2,733	4,535	1,802	\$0.04793	
Color Photocopier				\$86.37	
A-COPI					
<hr/>					
	<b>Subtotal Black</b>		<b>1,780,429</b>	<b>\$6,404.12</b>	
	<b>Subtotal Color</b>		<b>224,107</b>	<b>\$10,243.61</b>	

RSU 06 - MSAD 06 - BU

<i>Make-Model/Speed</i> <i>Serial Number/VendorID</i> <i>Life/Intro Date</i> <i>Vendor</i>	<i>07/01/2018</i> <i>Meter</i>	<i>06/30/2019</i> <i>Meter</i>	<i>2018-2019</i> <i>Annual</i> <i>Volume</i>	<i>Cost/Copy</i> <i>Annual Cost</i>	<i>Recommendations</i>
<b>Bonny Eagle Middle School</b>					
<b>6th Grade Teachers' Room</b>					
Toshiba e-Studio 4508A / 45 PPM	93,546	212,376	118,830	\$0.00432	None at this time.
CGKF46201 / 7385				\$513.35	
1,000,000 / /2016-07-01	0	0	0	\$0.00000	
Black Photocopier				\$0.00	
A-COPI					
<b>Cafeteria</b>					
Kyocera P2040dw / 40 PPM	1,611	3,685	2,074	\$0.01670	None at this time.
VD26Z02872 / 7305				\$34.64	
1,000,000 / /2017-04-01	0	0	0	\$0.00000	
Black Network Printer				\$0.00	
A-COPI					
<b>Copy Room</b>					
Toshiba e-Studio 7508A / 75 PPM	294,265	529,245	234,980	\$0.00308	None at this time.
CIEG18910 / 7389				\$723.74	
4,000,000 / /2016-07-01	0	0	0	\$0.00000	
Black Photocopier				\$0.00	
A-COPI					

<i>Make-Model/Speed Serial Number/Vendor Machine ID Life/Intro Date Vendor</i>	<i>07/01/2018 Meter</i>	<i>06/30/2019 Meter</i>	<i>2018-2019 Annual Volume</i>	<i>Cost/Copy Annual Cost</i>	<i>Recommendations</i>
<b>Custodian's Office Near Room 41</b>					
Kyocera P2040dw / 40 PPM	792	1,332	540	\$0.01670	None at this time.
VD26Z02868 / 7306				\$9.02	
1,000,000 / /2017-04-01	0	0	0	\$0.00000	
Black Network Printer				\$0.00	
A-COPI					
<b>Guidance Room 8A</b>					
Toshiba e-Studio 5508A / 55 PPM	203,640	381,615	177,975	\$0.00308	None at this time.
CIEG19060 / 7374				\$548.16	
2,000,000 / /2016-08-01	0	0	0	\$0.00000	
Black Photocopier				\$0.00	
A-COPI					
<b>IT Hot Swap</b>					
Kyocera P5026cdw / 26 PPM	0	0	0	\$0.02956	None at this time.
VDT6X00958 / 7300				\$0.00	
500,000 / /2017-06-01	0	0	0	\$0.08352	
Color Network Printer				\$0.00	
A-COPI					

RSU 06 - MSAD 06 - BU

<i>Make-Model/Speed Serial Number/Vendor Machine ID Life/Intro Date Vendor</i>	<i>07/01/2018 Meter</i>	<i>06/30/2019 Meter</i>	<i>2018-2019 Annual Volume</i>	<i>Cost/Copy Annual Cost</i>	<i>Recommendations</i>
<b>Library</b>					
Toshiba e-Studio 7508A / 75 PPM	197,811	342,794	144,983	\$0.00308	None at this time.
CICG17319 / 7239				\$446.55	
4,000,000 / /2016-07-01	0	0	0	\$0.00000	
Black Photocopier				\$0.00	
A-COPI					
<b>Phys Ed Office</b>					
Kyocera P2040dw / 40 PPM	2,470	5,153	2,683	\$0.01670	None at this time.
VD26Z02859 / 7313				\$44.81	
1,000,000 / /2017-04-01	0	0	0	\$0.00000	
Black Network Printer				\$0.00	
A-COPI					
<b>Principal's Office</b>					
Toshiba e-Studio 5506AC / 55 PPM	49,345	115,297	65,952	\$0.00360	None at this time.
CHEG18410 / 7249				\$237.43	
3,000,000 / /2016-07-01	43,273	95,312	52,039	\$0.04450	
Color Photocopier				\$2,315.74	
A-COPI					

<i>Make-Model/Speed</i> <i>Serial Number/Vendor Machine ID</i> <i>Life/Intro Date</i> <i>Vendor</i>	<i>07/01/2018</i> <i>Meter</i>	<i>06/30/2019</i> <i>Meter</i>	<i>2018-2019</i> <i>Annual</i> <i>Volume</i>	<i>Cost/Copy</i> <i>Annual Cost</i>	<i>Recommendations</i>
<b>Reception</b>					
Toshiba e-Studio 4508A / 45 PPM	46,398	75,193	28,795	\$0.00432	None at this time.
CGKF46346 / 7384				\$124.39	
1,000,000 / /2016-07-01	0	0	0	\$0.00000	
Black Photocopier				\$0.00	
A-COPI					
<b>Room 40A</b>					
Toshiba e-Studio 4508A / 45 PPM	63,473	163,793	100,320	\$0.00432	None at this time.
CGKF46341 / 7383				\$433.38	
1,000,000 / /2016-07-01	0	0	0	\$0.00000	
Black Photocopier				\$0.00	
A-COPI					
<b>Room 47</b>					
Kyocera P2040dw / 40 PPM	1,712	3,026	1,314	\$0.01670	None at this time.
VD26Z02862 / 7310				\$21.94	
1,000,000 / /2017-04-01	0	0	0	\$0.00000	
Black Network Printer				\$0.00	
A-COPI					

<i>Make-Model/Speed</i>					
<i>Serial Number/Vendor Machine ID</i>			<i>2018-2019</i>	<i>Cost/Copy</i>	
<i>Life/Intro Date</i>	<i>07/01/2018</i>	<i>06/30/2019</i>	<i>Annual</i>	<i>Annual Cost</i>	<i>Recommendations</i>
<i>Vendor</i>	<i>Meter</i>	<i>Meter</i>	<i>Volume</i>		
<b>Room 54</b>					
Kyocera P2040dw / 40 PPM	2,574	5,122	2,548	\$0.01670	None at this time.
VD26Z02853 / 7312				\$42.55	
1,000,000 / /2017-04-01	0	0	0	\$0.00000	
Black Network Printer				\$0.00	
A-COPI					
<b>Room 63</b>					
Kyocera P2040dw / 40 PPM	7,136	14,217	7,081	\$0.01670	None at this time.
VD26Z02866 / 7314				\$118.25	
1,000,000 / /2017-04-01	0	0	0	\$0.00000	
Black Network Printer				\$0.00	
A-COPI					
<b>Room 83 2nd Floor</b>					
Toshiba e-Studio 4508A / 45 PPM	103,972	216,011	112,039	\$0.00432	None at this time.
CGBG56402 / 7241				\$484.01	
1,000,000 / /2016-07-01	0	0	0	\$0.00000	
Black Photocopier				\$0.00	
A-COPI					

<i>Make-Model/Speed Serial Number/Vendor Machine ID Life/Intro Date Vendor</i>	<i>07/01/2018 Meter</i>	<i>06/30/2019 Meter</i>	<i>2018-2019 Annual Volume</i>	<i>Cost/Copy Annual Cost</i>	<i>Recommendations</i>
<b>Room 94 2nd Floor</b>					
Toshiba e-Studio 7508A / 75 PPM	250,211	499,939	249,728	\$0.00308	None at this time.
CIKF14837 / 7373				\$769.16	
4,000,000 / /2016-07-01	0	0	0	\$0.00000	
Black Photocopier				\$0.00	
A-COPI					
<b>Unknown</b>					
Kyocera P2040dw / 40 PPM	58	486	428	\$0.01670	Underused!
VD26Z02842 / 7311				\$7.15	
1,000,000 / /2017-04-01	0	0	0	\$0.00000	
Black Network Printer				\$0.00	
A-COPI					
<b>Unknown</b>					
Kyocera P2040dw / 40 PPM	401	1,286	885	\$0.01670	None at this time.
VD26Z02861 / 7309				\$14.78	
1,000,000 / /2017-04-01	0	0	0	\$0.00000	
Black Network Printer				\$0.00	
A-COPI					

<i>Make-Model/Speed</i>					
<i>Serial Number/Vendor Machine ID</i>					
<i>Life/Intro Date</i>	<i>07/01/2018</i>	<i>06/30/2019</i>	<i>2018-2019</i>	<i>Cost/Copy</i>	
<i>Vendor</i>	<i>Meter</i>	<i>Meter</i>	<i>Annual Volume</i>	<i>Annual Cost</i>	<i>Recommendations</i>
<b>Unknown</b>					
Kyocera P2040dw / 40 PPM	1,769	3,031	1,262	\$0.01670	None at this time.
VD26Z02867 / 7308				\$21.08	
1,000,000 / /2017-04-01	0	0	0	\$0.00000	
Black Network Printer				\$0.00	
A-COPI					
<hr/>					
		<b>Subtotal Black</b>	<b>1,252,417</b>	<b>\$4,594.38</b>	
		<b>Subtotal Color</b>	<b>52,039</b>	<b>\$2,315.74</b>	



*Make-Model/Speed*  
*Serial Number/VendorID*  
*Life/Intro Date*  
*Vendor*

*07/01/2018*  
*Meter*

*06/30/2019*  
*Meter*

*2018-2019*  
*Annual*  
*Volume*

*Cost/Copy*  
*Annual Cost*

*Recommendations*

## Buxton Center Elementary School

### Band Room

Kyocera P3045DN / 47 PPM	3,769	6,812	3,043	\$0.01156	None at this time.
VM37402980 / 7346				\$35.18	
1,000,000 / /2017-04-01	0	0	0	\$0.00000	
Black Network Printer				\$0.00	
A-COPI					

### Food Services - Kitchen

Kyocera P3045DN / 47 PPM	3,346	8,622	5,276	\$0.01156	None at this time.
VM37302420 / 7037				\$60.99	
1,000,000 / /2017-04-01	0	0	0	\$0.00000	
Black Network Printer				\$0.00	
A-COPI					

### Library

Kyocera P3045DN / 47 PPM	8,476	17,511	9,035	\$0.01156	None at this time.
VM37402972 / 7347				\$104.44	
1,000,000 / /2017-04-01	0	0	0	\$0.00000	
Black Network Printer				\$0.00	
A-COPI					

<i>Make-Model/Speed Serial Number/Vendor Machine ID Life/Intro Date Vendor</i>	<i>07/01/2018 Meter</i>	<i>06/30/2019 Meter</i>	<i>2018-2019 Annual Volume</i>	<i>Cost/Copy Annual Cost</i>	<i>Recommendations</i>
<b>Main Office</b>					
HP Laser Jet 600 M605 / 52 PPM	12,126	24,493	12,367	\$0.01156	None at this time.
CNDCK3V11S / 7334				\$142.96	
2,000,000 / /2017-04-01	0	0	0	\$0.00000	
Black Network Printer				\$0.00	
A-COPI					
<b>Maple Tree Staff Room D117</b>					
Toshiba e-Studio 4508A / 45 PPM	70,253	150,387	80,134	\$0.00432	None at this time.
CGKF46170 / 7242				\$346.18	
1,000,000 / /2016-07-01	0	0	0	\$0.00000	
Black Photocopier				\$0.00	
A-COPI					
<b>Maple Tree Team Room D215</b>					
Toshiba e-Studio 4508A / 45 PPM	128,195	239,134	110,939	\$0.00432	None at this time.
CGKF46338 / 7412				\$479.26	
1,000,000 / /2016-07-01	0	0	0	\$0.00000	
Black Photocopier				\$0.00	
A-COPI					

<i>Make-Model/Speed</i> <i>Serial Number/Vendor Machine ID</i> <i>Life/Intro Date</i> <i>Vendor</i>	<i>07/01/2018</i> <i>Meter</i>	<i>06/30/2019</i> <i>Meter</i>	<i>2018-2019</i> <i>Annual</i> <i>Volume</i>	<i>Cost/Copy</i> <i>Annual Cost</i>	<i>Recommendations</i>
<b>Oak Tree Staff Room D132</b>					
Toshiba e-Studio 1057 / 105 PPM	415,290	845,189	429,899	\$0.00308	None at this time.
CBLE40154 / 7438				\$1,324.09	
5,000,000 / /2015-01-00	0	0	0	\$0.00000	
High Production Black Photocopier				\$0.00	
A-COPI					
<b>Oak Tree Team Room B231</b>					
Toshiba e-Studio 7508A / 75 PPM	181,655	424,723	243,068	\$0.00308	None at this time.
CIKF14832 / 7229				\$748.65	
4,000,000 / /2016-07-01	0	0	0	\$0.00000	
Black Photocopier				\$0.00	
A-COPI					
<b>Pine Tree Hall Team Room C122</b>					
Toshiba e-Studio 7508A / 75 PPM	297,022	627,244	330,222	\$0.00308	None at this time.
CIKF14838 / 7223				\$1,017.08	
4,000,000 / /2016-07-01	0	0	0	\$0.00000	
Black Photocopier				\$0.00	
A-COPI					

<i>Make-Model/Speed</i> <i>Serial Number/Vendor Machine ID</i> <i>Life/Intro Date</i> <i>Vendor</i>	<i>07/01/2018</i> <i>Meter</i>	<i>06/30/2019</i> <i>Meter</i>	<i>2018-2019</i> <i>Annual</i> <i>Volume</i>	<i>Cost/Copy</i> <i>Annual Cost</i>	<i>Recommendations</i>
<b>Pine Tree Hall Team Room C214</b>					
Toshiba e-Studio 5508A / 55 PPM	165,035	297,548	132,513	\$0.00308	None at this time.
CIEG18966 / 7376				\$408.14	
2,000,000 / /2016-08-01	0	0	0	\$0.00000	
Black Photocopier				\$0.00	
A-COPI					
<b>Pine Tree Lab Room C202 2nd Floor</b>					
Kyocera P2040dw / 40 PPM	803	958	155	\$0.01670	Underused!
VD26Z02860 / 7315				\$2.59	
1,000,000 / /2017-04-01	0	0	0	\$0.00000	
Black Network Printer				\$0.00	
A-COPI					
<b>Principal's Secretary</b>					
HP Laser Jet 600 M605 / 52 PPM	10,572	18,612	8,040	\$0.01156	None at this time.
CNDCK3V11H / 7326				\$92.94	
2,000,000 / /2017-04-01	0	0	0	\$0.00000	
Black Network Printer				\$0.00	
A-COPI					

<i>Make-Model/Speed Serial Number/Vendor Machine ID Life/Intro Date Vendor</i>	<i>07/01/2018 Meter</i>	<i>06/30/2019 Meter</i>	<i>2018-2019 Annual Volume</i>	<i>Cost/Copy Annual Cost</i>	<i>Recommendations</i>
<b>Team Room B117</b>					
Toshiba e-Studio 5508A / 55 PPM	135,859	318,766	182,907	\$0.00308	None at this time.
CIEG19083 / 7232				\$563.35	
2,000,000 / /2016-08-01	0	0	0	\$0.00000	
Black Photocopier				\$0.00	
A-COPI					
<b>Work Room A122</b>					
Toshiba e-Studio 5506AC / 55 PPM	119,274	248,438	129,164	\$0.00360	None at this time.
CHEG18393 / 7227				\$464.99	
3,000,000 / /2016-07-01	35,084	101,711	66,627	\$0.04450	
Color Photocopier				\$2,964.90	
A-COPI					
<b>Subtotal Black</b>			<b>1,676,762</b>	<b>\$5,790.85</b>	
<b>Subtotal Color</b>			<b>66,627</b>	<b>\$2,964.90</b>	

<i>Make-Model/Speed Serial Number/VendorID Life/Intro Date Vendor</i>	<i>07/01/2018 Meter</i>	<i>06/30/2019 Meter</i>	<i>2018-2019 Annual Volume</i>	<i>Cost/Copy Annual Cost</i>	<i>Recommendations</i>
<b>Edna Libby School</b>					
<b>Admin 1st Floor</b>					
Kyocera P2040dw / 40 PPM	3,689	7,291	3,602	\$0.01670	None at this time.
VD27104489 / 7351				\$60.15	
1,000,000 / /2017-04-01	0	0	0	\$0.00000	
Black Network Printer				\$0.00	
A-COPI					
<b>Food Services - Kitchen</b>					
Kyocera P2040dw / 40 PPM	1,960	4,475	2,515	\$0.01670	None at this time.
VD26Z01773 / 7350				\$42.00	
1,000,000 / /2017-04-01	0	0	0	\$0.00000	
Black Network Printer				\$0.00	
A-COPI					
<b>Hall Upstairs</b>					
Toshiba e-Studio 7508A / 75 PPM	298,703	597,050	298,347	\$0.00308	None at this time.
CIEG18881 / 7235				\$918.91	
4,000,000 / /2016-07-01	0	0	0	\$0.00000	
Black Photocopier				\$0.00	
A-COPI					

<i>Make-Model/Speed Serial Number/Vendor Machine ID Life/Intro Date Vendor</i>	<i>07/01/2018 Meter</i>	<i>06/30/2019 Meter</i>	<i>2018-2019 Annual Volume</i>	<i>Cost/Copy Annual Cost</i>	<i>Recommendations</i>
<b>Lower Common Area</b>					
Toshiba e-Studio 7508A / 75 PPM	276,544	552,031	275,487	\$0.00308	None at this time.
CICG17310 / 7238				\$848.50	
4,000,000 / /2016-07-01	0	0	0	\$0.00000	
Black Photocopier				\$0.00	
A-COPI					
<b>Principal's Office</b>					
Toshiba e-Studio 5506AC / 55 PPM	82,688	162,653	79,965	\$0.00360	None at this time.
CHEG18420 / 7248				\$287.87	
3,000,000 / /2016-07-01	45,884	93,333	47,449	\$0.04450	
Color Photocopier				\$2,111.48	
A-COPI					
<b>Subtotal Black</b>			<b>659,916</b>	<b>\$2,157.44</b>	
<b>Subtotal Color</b>			<b>47,449</b>	<b>\$2,111.48</b>	

<i>Make-Model/Speed Serial Number/VendorID Life/Intro Date Vendor</i>	<i>07/01/2018 Meter</i>	<i>06/30/2019 Meter</i>	<i>2018-2019 Annual Volume</i>	<i>Cost/Copy Annual Cost</i>	<i>Recommendations</i>
<b>George E. Jack School</b>					
<b>Computer Lab Downstairs</b>					
Toshiba e-Studio 456 / 45 PPM	103,639	113,625	9,986	\$0.00432	7 years from Intro.
C2H252758 / 3609				\$43.14	
1,000,000 / /2012-02-01	0	0	0	\$0.00000	
Black Photocopier				\$0.00	
A-COPI					
<b>Food Services - Kitchen</b>					
Kyocera P2040dw / 40 PPM	1,360	3,998	2,638	\$0.01670	None at this time.
VD27104487 / 7352				\$44.05	
1,000,000 / /2017-04-01	0	0	0	\$0.00000	
Black Network Printer				\$0.00	
A-COPI					
<b>Hall Upstairs</b>					
Toshiba e-Studio 7508A / 75 PPM	200,777	491,820	291,043	\$0.00308	None at this time.
CIEG18916 / 7390				\$896.41	
4,000,000 / /2016-07-01	0	0	0	\$0.00000	
Black Photocopier				\$0.00	
A-COPI					



RSU 06 - MSAD 06 - B					
Make-Model/Speed Serial Number/Vendor Machine ID Life/Intro Date Vendor	07/01/2018 Meter	06/30/2019 Meter	2018-2019 Annual Volume	Cost/Copy Annual Cost	Recommendations
Library					
Kyocera P2040dw / 40 PPM	762	1,831	1,069	\$0.01670	None at this time.
VD27104485 / 7358				\$17.85	
1,000,000 / /2017-04-01	0	0	0	\$0.00000	
Black Network Printer A-COPI				\$0.00	
Main Office					
Toshiba e-Studio 5506AC / 55 PPM	33,945	59,659	25,714	\$0.00360	None at this time.
CHEG18432 / 7247				\$92.57	
3,000,000 / /2016-07-01	10,233	26,674	16,441	\$0.04450	
Color Photocopier A-COPI				\$731.62	
Teachers' Room Upstairs					
Toshiba e-Studio 5508A / 55 PPM	152,890	357,493	204,603	\$0.00308	None at this time.
CIEG19103 / 7377				\$630.18	
2,000,000 / /2016-08-01	0	0	0	\$0.00000	
Black Photocopier A-COPI				\$0.00	
Subtotal Black			535,053	\$1,724.21	
Subtotal Color			16,441	\$731.62	

RSU 06 - MSAD 06 - B					
<i>Make-Model/Speed Serial Number/VendorID Life/Intro Date Vendor</i>	<i>07/01/2018 Meter</i>	<i>06/30/2019 Meter</i>	<i>2018-2019 Annual Volume</i>	<i>Cost/Copy Annual Cost</i>	<i>Recommendations</i>
<b>H.B. Emery Jr. Memorial School</b>					
<b>Food Service - Kitchen</b>					
Kyocera P2040dw / 40 PPM	471	8,234	7,763	\$0.01670	None at this time.
VD27104497 / 7354				\$129.64	
1,000,000 / /2017-04-01	0	0	0	\$0.00000	
Black Network Printer				\$0.00	
A-COPI					
<b>Hall / Computer Lab</b>					
Toshiba e-Studio 5508A / 55 PPM	137,220	280,158	142,938	\$0.00308	None at this time.
CIEG19071 / 7375				\$440.25	
2,000,000 / /2016-08-01	0	0	0	\$0.00000	
Black Photocopier				\$0.00	
A-COPI					
<b>Hall outside Kitchen / K Classes</b>					
Toshiba e-Studio 5508A / 55 PPM	152,491	280,862	128,371	\$0.00308	None at this time.
CIEG19053 / 7391				\$395.38	
2,000,000 / /2016-08-01	0	0	0	\$0.00000	
Black Photocopier				\$0.00	
A-COPI					

<i>Make-Model/Speed</i> <i>Serial Number/Vendor Machine ID</i> <i>Life/Intro Date</i> <i>Vendor</i>	<i>07/01/2018</i> <i>Meter</i>	<i>06/30/2019</i> <i>Meter</i>	<i>2018-2019</i> <i>Annual</i> <i>Volume</i>	<i>Cost/Copy</i> <i>Annual Cost</i>	<i>Recommendations</i>
<b>Main Office Copy Room</b>					
Toshiba e-Studio 5506AC / 55 PPM	60,302	148,016	87,714	\$0.00360	High color usage. Ratio is 335 color copies per student while industry average is 216. Solution: Implement RS-PMS.
CHEG18386 / 7226				\$315.77	
3,000,000 / /2016-07-01	69,554	137,569	68,015	\$0.04450	
Color Photocopier				\$3,026.67	
A-COPI					
<b>Portable 1</b>					
Kyocera P2040dw / 40 PPM	465	465	0	\$0.01670	Underused!
VD27104482 / 7368				\$0.00	
1,000,000 / /2017-04-01	0	0	0	\$0.00000	
Black Network Printer				\$0.00	
A-COPI					
<b>Room 16 Admin Area</b>					
Kyocera P2040dw / 40 PPM	1,596	3,695	2,099	\$0.01670	None at this time.
VD26Z01765 / 7360				\$35.05	
1,000,000 / /2017-04-01	0	0	0	\$0.00000	
Black Network Printer				\$0.00	
A-COPI					

<i>Make-Model/Speed</i>	<i>Serial Number/Vendor Machine ID</i>	<i>Life/Intro Date</i>	<i>Vendor</i>	<i>07/01/2018 Meter</i>	<i>06/30/2019 Meter</i>	<i>2018-2019 Annual Volume</i>	<i>Cost/Copy Annual Cost</i>	<i>Recommendations</i>
<b>Unknown</b>								
Kyocera P2040dw / 40 PPM				67	67	0	\$0.01670	Underused!
VD26Z01781 / 7286							\$0.00	
1,000,000 / /2017-04-01				0	0	0	\$0.00000	
Black Network Printer							\$0.00	
A-COPI								
				<b>Subtotal Black</b>		<b>368,885</b>	<b>\$1,316.10</b>	
				<b>Subtotal Color</b>		<b>68,015</b>	<b>\$3,026.67</b>	

RSU 06 - MSAD 06 - BU

<i>Make-Model/Speed Serial Number/VendorID Life/Intro Date Vendor</i>	<i>07/01/2018 Meter</i>	<i>06/30/2019 Meter</i>	<i>2018-2019 Annual Volume</i>	<i>Cost/Copy Annual Cost</i>	<i>Recommendations</i>
<b>Hollis School</b>					
<b>Cafeteria Hallway</b>					
Toshiba e-Studio 4508A / 45 PPM	50,717	96,397	45,680	\$0.00432	None at this time.
CGBG56399 / 7380				\$197.34	
1,000,000 / /2016-07-01	0	0	0	\$0.00000	
Black Photocopier				\$0.00	
A-COPI					
<b>Computer Lab</b>					
Kyocera P2040dw / 40 PPM	3,065	7,345	4,280	\$0.01670	None at this time.
VD27104486 / 7357				\$71.48	
1,000,000 / /2017-04-01	0	0	0	\$0.00000	
Black Network Printer				\$0.00	
A-COPI					
<b>Food Service - Kitchen</b>					
Kyocera P2040dw / 40 PPM	2,672	6,733	4,061	\$0.01670	None at this time.
VD26Z01777 / 7359				\$67.82	
1,000,000 / /2017-04-01	0	0	0	\$0.00000	
Black Network Printer				\$0.00	
A-COPI					

RSU 06 - MSAD 06 - BU

<i>Make-Model/Speed Serial Number/Vendor Machine ID Life/Intro Date Vendor</i>	<i>07/01/2018 Meter</i>	<i>06/30/2019 Meter</i>	<i>2018-2019 Annual Volume</i>	<i>Cost/Copy Annual Cost</i>	<i>Recommendations</i>
<b>Library</b>					
Toshiba e-Studio 5508A / 55 PPM	15,669	25,839	10,170	\$0.00308	None at this time.
CIEG19101 / 7388				\$31.32	
2,000,000 / /2016-08-01	0	0	0	\$0.00000	
Black Photocopier				\$0.00	
A-COPI					
<b>Main Office</b>					
Toshiba e-Studio 5506AC / 55 PPM	40,635	82,709	42,074	\$0.00360	None at this time.
CHEG18409 / 7245				\$151.47	
3,000,000 / /2016-07-01	40,640	103,852	63,212	\$0.04450	
Color Photocopier				\$2,812.93	
A-COPI					
<b>Portable #2</b>					
Kyocera P2040dw / 40 PPM	2,876	5,913	3,037	\$0.01670	None at this time.
VD26Z01779 / 7349				\$50.72	
1,000,000 / /2017-04-01	0	0	0	\$0.00000	
Black Network Printer				\$0.00	
A-COPI					

<i>Make-Model/Speed Serial Number/Vendor Machine ID Life/Intro Date Vendor</i>	<i>07/01/2018 Meter</i>	<i>06/30/2019 Meter</i>	<i>2018-2019 Annual Volume</i>	<i>Cost/Copy Annual Cost</i>	<i>Recommendations</i>
<b>Room 16 New Wing Hall</b>					
Toshiba e-Studio 5508A / 55 PPM	96,261	233,664	137,403	\$0.00308	None at this time.
CIEG19074 / 7379				\$423.20	
2,000,000 / /2016-08-01	0	0	0	\$0.00000	
Black Photocopier				\$0.00	
A-COPI					
<b>Room 27 Old Wing Hall</b>					
Toshiba e-Studio 5508A / 55 PPM	169,839	339,423	169,584	\$0.00308	None at this time.
CIEG19069 / 7378				\$522.32	
2,000,000 / /2016-08-01	0	0	0	\$0.00000	
Black Photocopier				\$0.00	
A-COPI					
<b>Teachers' Room</b>					
Toshiba e-Studio 7508A / 75 PPM	172,271	325,247	152,976	\$0.00308	None at this time.
CIKF14827 / 7244				\$471.17	
4,000,000 / /2016-07-01	0	0	0	\$0.00000	
Black Photocopier				\$0.00	
A-COPI					
<hr/>					
	<b>Subtotal Black</b>		<b>569,265</b>	<b>\$1,986.83</b>	
	<b>Subtotal Color</b>		<b>63,212</b>	<b>\$2,812.93</b>	

<i>Make-Model/Speed Serial Number/VendorID Life/Intro Date Vendor</i>	<i>07/01/2018 Meter</i>	<i>06/30/2019 Meter</i>	<i>2018-2019 Annual Volume</i>	<i>Cost/Copy Annual Cost</i>	<i>Recommendations</i>
<b>MSAD 6 Adult Education</b>					
<b>Adult Education</b>					
Toshiba e-Studio 5506AC / 55 PPM	17,127	43,503	26,376	\$0.00360	None at this time.
CHEG18403 / 7250				\$94.95	
3,000,000 / /2016-07-01	6,914	19,530	12,616	\$0.04450	
Color Photocopier				\$561.41	
A-COPI					
<b>Testing Room</b>					
Kyocera P2040dw / 40 PPM	1,094	2,700	1,606	\$0.01670	None at this time.
VD27104464 / 7363				\$26.82	
1,000,000 / /2017-04-01	0	0	0	\$0.00000	
Black Network Printer				\$0.00	
A-COPI					
<b>Testing Room 2</b>					
Kyocera P2040dw / 40 PPM	1,487	1,573	86	\$0.01670	Underused!
VD27104483 / 7362				\$1.44	
1,000,000 / /2017-04-01	0	0	0	\$0.00000	
Black Network Printer				\$0.00	
A-COPI					
<b>Subtotal Black</b>			<b>28,068</b>	<b>\$123.21</b>	
<b>Subtotal Color</b>			<b>12,616</b>	<b>\$561.41</b>	



<i>Make-Model/Speed Serial Number/VendorID Life/Intro Date Vendor</i>	<i>07/01/2018 Meter</i>	<i>06/30/2019 Meter</i>	<i>2018-2019 Annual Volume</i>	<i>Cost/Copy Annual Cost</i>	<i>Recommendations</i>
<b>MSAD 6 Alternative Education</b>					
<b>Alt Ed Library</b>					
Toshiba e-Studio 4508A / 45 PPM	56,204	126,261	70,057	\$0.00432	None at this time.
CGKF46208 / 7243				\$302.65	
1,000,000 / /2016-07-01	0	0	0	\$0.00000	
Black Photocopier				\$0.00	
A-COPI					
<b>Alt Ed Room 2</b>					
Kyocera P2040dw / 40 PPM	1,866	3,973	2,107	\$0.01670	None at this time.
VD27104481 / 7365				\$35.19	
1,000,000 / /2017-04-01	0	0	0	\$0.00000	
Black Network Printer				\$0.00	
A-COPI					
<b>Alternative Ed</b>					
Toshiba e-Studio 4508A / 45 PPM	19,097	32,433	13,336	\$0.00432	None at this time.
CGKF46304 / 7382				\$57.61	
1,000,000 / /2016-07-01	0	0	0	\$0.00000	
Black Photocopier				\$0.00	
A-COPI					
<b>Subtotal Black</b>			<b>85,500</b>	<b>\$395.44</b>	
<b>Subtotal Color</b>			<b>0</b>	<b>\$0.00</b>	

<i>Make-Model/Speed</i>					
<i>Serial Number/VendorID</i>			<i>2018-2019</i>	<i>Cost/Copy</i>	
<i>Life/Intro Date</i>	<i>07/01/2018</i>	<i>06/30/2019</i>	<i>Annual</i>	<i>Annual Cost</i>	<i>Recommendations</i>
<i>Vendor</i>	<i>Meter</i>	<i>Meter</i>	<i>Volume</i>		

**MSAD 6 District Office****Accounts Payable**

Toshiba e-Studio 256 / 25 PPM	58,848	66,982	8,134	\$0.00432	7 years from Intro.
C2C223149 / 3147				\$35.14	
500,000 / /2012-02-01	0	0	0	\$0.00000	
Black Photocopier				\$0.00	
A-COPI					

**Business Manager's Office**

Kyocera P2040dw / 40 PPM	369	1,218	849	\$0.01670	None at this time.
VD27104488 / 7364				\$14.18	
1,000,000 / /2017-04-01	0	0	0	\$0.00000	
Black Network Printer				\$0.00	
A-COPI					

**Business Office**

HP Laser Jet 600 M605 / 52 PPM	16,327	38,517	22,190	\$0.01156	None at this time.
CNDCK3V11N / 7332				\$256.52	
2,000,000 / /2017-04-01	0	0	0	\$0.00000	
Black Network Printer				\$0.00	
A-COPI					

<i>Make-Model/Speed Serial Number/Vendor Machine ID Life/Intro Date Vendor</i>	<i>07/01/2018 Meter</i>	<i>06/30/2019 Meter</i>	<i>2018-2019 Annual Volume</i>	<i>Cost/Copy Annual Cost</i>	<i>Recommendations</i>
<b>Business Office</b>					
Toshiba e-Studio 5506AC / 55 PPM	50,524	98,312	47,788	\$0.00360	None at this time.
CHEG18401 / 7233				\$172.04	
3,000,000 / /2016-07-01	53,106	105,039	51,933	\$0.04450	
Color Photocopier				\$2,311.02	
A-COPI					
<b>Business Office Hall</b>					
Toshiba e-Studio 6508A / 65 PPM	117,636	240,829	123,193	\$0.00308	None at this time.
CILF15542 / 7004				\$379.43	
3,000,000 / /2016-08-01	0	0	0	\$0.00000	
Black Photocopier				\$0.00	
A-COPI					
<b>Central Office</b>					
Kyocera P2040dw / 40 PPM	35	89	54	\$0.01670	Underused!
VD27104496 / 7361				\$0.90	
1,000,000 / /2017-04-01	0	0	0	\$0.00000	
Black Network Printer				\$0.00	
A-COPI					

RSU 06 - MSAD 06 - BU

<i>Make-Model/Speed Serial Number/Vendor Machine ID Life/Intro Date Vendor</i>	<i>07/01/2018 Meter</i>	<i>06/30/2019 Meter</i>	<i>2018-2019 Annual Volume</i>	<i>Cost/Copy Annual Cost</i>	<i>Recommendations</i>
<b>Central Office - Payroll</b>					
HP Laser Jet 600 M605 / 52 PPM	35,455	80,259	44,804	\$0.01156	None at this time.
JPDCK3N0DQ / 7348				\$517.93	
2,000,000 / /2017-04-01	0	0	0	\$0.00000	
Black Network Printer				\$0.00	
A-COPI					
<b>Curriculum</b>					
Kyocera P3045DN / 47 PPM	4,576	11,953	7,377	\$0.01156	None at this time.
VM37402962 / 7342				\$85.28	
1,000,000 / /2017-04-01	0	0	0	\$0.00000	
Black Network Printer				\$0.00	
A-COPI					
<b>Food Service</b>					
HP Laser Jet 600 M607 / 52 PPM	0	20,918	20,918	\$0.01156	None at this time.
CNBCL3X18B / 8354				\$241.81	
2,000,000 / /2017-05-01	0	0	0	\$0.00000	
Black Network Printer				\$0.00	
A-COPI					

RSU 06 - MSAD 06 - BU

<i>Make-Model/Speed Serial Number/Vendor Machine ID Life/Intro Date Vendor</i>	<i>07/01/2018 Meter</i>	<i>06/30/2019 Meter</i>	<i>2018-2019 Annual Volume</i>	<i>Cost/Copy Annual Cost</i>	<i>Recommendations</i>
<b>HR Meeting Space</b>					
Kyocera P2040dw / 40 PPM	628	2,038	1,410	\$0.01670	None at this time.
VD27104491 / 7369				\$23.55	
1,000,000 / /2017-04-01	0	0	0	\$0.00000	
Black Network Printer				\$0.00	
A-COPI					
<b>HR Office</b>					
Kyocera P2040dw / 40 PPM	11,187	22,415	11,228	\$0.01670	None at this time.
VD27104476 / 7366				\$187.51	
1,000,000 / /2017-04-01	0	0	0	\$0.00000	
Black Network Printer				\$0.00	
A-COPI					
<b>Special Education</b>					
Toshiba e-Studio 3505AC / 35 PPM	22,312	59,840	37,528	\$0.00432	None at this time.
CFEG63772 / 7371				\$162.12	
750,000 / /2016-07-01	9,846	23,049	13,203	\$0.04793	
Color Photocopier				\$632.82	
A-COPI					

<i>Make-Model/Speed</i> <i>Serial Number/Vendor Machine ID</i> <i>Life/Intro Date</i> <i>Vendor</i>	<i>07/01/2018</i> <i>Meter</i>	<i>06/30/2019</i> <i>Meter</i>	<i>2018-2019</i> <i>Annual</i> <i>Volume</i>	<i>Cost/Copy</i> <i>Annual Cost</i>	<i>Recommendations</i>
<b>Special Education</b>					
Kyocera P3045DN / 47 PPM	2,870	4,305	1,435	\$0.01156	None at this time.
VM37402966 / 7344				\$16.59	
1,000,000 / /2017-04-01	0	0	0	\$0.00000	
Black Network Printer				\$0.00	
A-COPI					
<b>Storage</b>					
Kyocera P3045DN / 47 PPM	15,147	16,795	1,648	\$0.01156	None at this time.
VM37402975 / 7343				\$19.05	
1,000,000 / /2017-04-01	0	0	0	\$0.00000	
Black Network Printer				\$0.00	
A-COPI					
<b>Superintendent Secretary</b>					
HP Laser Jet 600 M605 / 52 PPM	3,883	9,759	5,876	\$0.01156	None at this time.
CNDCK3V10D / 7333				\$67.93	
2,000,000 / /2017-04-01	0	0	0	\$0.00000	
Black Network Printer				\$0.00	
A-COPI					

<i>Make-Model/Speed Serial Number/Vendor Machine ID Life/Intro Date Vendor</i>	<i>07/01/2018 Meter</i>	<i>06/30/2019 Meter</i>	<i>2018-2019 Annual Volume</i>	<i>Cost/Copy Annual Cost</i>	<i>Recommendations</i>
<b>Superintendent's Hall</b>					
Toshiba e-Studio 6508A / 65 PPM	37,063	81,662	44,599	\$0.00308	None at this time.
CILF15538 / 7106				\$137.36	
3,000,000 / /2016-08-01	0	0	0	\$0.00000	
Black Photocopier				\$0.00	
A-COPI					
<b>Superintendent's Hall</b>					
Toshiba e-Studio 5506AC / 55 PPM	11,992	26,884	14,892	\$0.00360	None at this time.
CHEG18383 / 7236				\$53.61	
3,000,000 / /2016-07-01	25,632	61,699	36,067	\$0.04450	
Color Photocopier				\$1,604.98	
A-COPI					
<b>Subtotal Black</b>			<b>393,923</b>	<b>\$2,370.95</b>	
<b>Subtotal Color</b>			<b>101,203</b>	<b>\$4,548.82</b>	

<i>Make-Model/Speed Serial Number/VendorID Life/Intro Date Vendor</i>	<i>07/01/2018 Meter</i>	<i>06/30/2019 Meter</i>	<i>2018-2019 Annual Volume</i>	<i>Cost/Copy Annual Cost</i>	<i>Recommendations</i>
---	-----------------------------	-----------------------------	--	----------------------------------	------------------------

## MSAD 6 Maintenance

### Office

Toshiba e-Studio 3505AC / 35 PPM	15,586	34,071	18,485	\$0.00432	None at this time.
CFEG63829 / 7372				\$79.86	
750,000 / /2016-07-01	6,146	15,161	9,015	\$0.04793	
Color Photocopier				\$432.09	
A-COPI					

### Office

Toshiba e-Studio 4505AC / 45 PPM	12,355	22,634	10,279	\$0.00360	None at this time.
CFCG51582 / 7427				\$37.00	
1,000,000 / /2016-07-01	5,266	13,044	7,778	\$0.04793	
Color Photocopier				\$372.80	
A-COPI					

**Subtotal Black                      28,764                      \$116.86**

**Subtotal Color                      16,793                      \$804.89**



<i>Make-Model/Speed</i>					
<i>Serial Number/VendorID</i>			<i>2018-2019</i>	<i>Cost/Copy</i>	
<i>Life/Intro Date</i>	<i>07/01/2018</i>	<i>06/30/2019</i>	<i>Annual</i>	<i>Annual Cost</i>	<i>Recommendations</i>
<i>Vendor</i>	<i>Meter</i>	<i>Meter</i>	<i>Volume</i>		

**MSAD 6 Technology****1st Floor Hall**

Toshiba e-Studio 3505AC / 35 PPM	754	1,750	996	\$0.00432	None at this time.
CFEG63852 / 7426				\$4.30	
750,000 / /2016-07-01	1,483	4,260	2,777	\$0.04793	
Color Photocopier				\$133.10	
A-COPI					

**AV Room**

Kyocera P2040dw / 40 PPM	0	43	43	\$0.01670	Underused!
VD26Z01775 / 7291				\$0.72	
1,000,000 / /2017-04-01	0	0	0	\$0.00000	
Black Network Printer				\$0.00	
A-COPI					

**Storage**

Kyocera P2040dw / 40 PPM	1,301	1,301	0	\$0.01670	None at this time.
VD27104484 / 7367				\$0.00	
1,000,000 / /2017-04-01	0	0	0	\$0.00000	
Black Network Printer				\$0.00	
A-COPI					

RSU 06 - MSAD 06 - BU

<i>Make-Model/Speed</i>					
<i>Serial Number/Vendor Machine ID</i>					
<i>Life/Intro Date</i>	<i>07/01/2018</i>	<i>06/30/2019</i>	<i>2018-2019</i>	<i>Cost/Copy</i>	
<i>Vendor</i>	<i>Meter</i>	<i>Meter</i>	<i>Annual Volume</i>	<i>Annual Cost</i>	<i>Recommendations</i>
<b>Storage</b>					
Kyocera P2040dw / 40 PPM	0	0	0	\$0.01670	None at this time.
VD26Z02869 / 7303				\$0.00	
1,000,000 / /2017-04-01	0	0	0	\$0.00000	
Black Network Printer				\$0.00	
A-COPI					
<b>Storage</b>					
Kyocera P5026cdw / 26 PPM	0	0	0	\$0.02956	None at this time.
VDT6X00948 / 7299				\$0.00	
500,000 / /2017-06-01	0	0	0	\$0.08352	
Color Network Printer				\$0.00	
A-COPI					
<b>Storage</b>					
Kyocera P2040dw / 40 PPM	0	0	0	\$0.01670	None at this time.
VD26Z02875 / 7297				\$0.00	
1,000,000 / /2017-04-01	0	0	0	\$0.00000	
Black Network Printer				\$0.00	
A-COPI					

RSU 06 - MSAD 06 - BU

<i>Make-Model/Speed</i>					
<i>Serial Number/Vendor Machine ID</i>					
<i>Life/Intro Date</i>	<i>07/01/2018</i>	<i>06/30/2019</i>	<i>2018-2019</i>	<i>Cost/Copy</i>	
<i>Vendor</i>	<i>Meter</i>	<i>Meter</i>	<i>Annual Volume</i>	<i>Annual Cost</i>	<i>Recommendations</i>
<b>Storage</b>					
Kyocera P2040dw / 40 PPM	0	0	0	\$0.01670	None at this time.
VD26Z02876 / 7295				\$0.00	
1,000,000 / /2017-04-01	0	0	0	\$0.00000	
Black Network Printer				\$0.00	
A-COPI					
<b>Storage</b>					
Kyocera P2040dw / 40 PPM	0	0	0	\$0.01670	None at this time.
VD26Z01776 / 7287				\$0.00	
1,000,000 / /2017-04-01	0	0	0	\$0.00000	
Black Network Printer				\$0.00	
A-COPI					
<b>Storage</b>					
Kyocera P2040dw / 40 PPM	0	0	0	\$0.01670	None at this time.
VD26Z02871 / 7307				\$0.00	
1,000,000 / /2017-04-01	0	0	0	\$0.00000	
Black Network Printer				\$0.00	
A-COPI					

RSU 06 - MSAD 06 - B					
Make-Model/Speed					
Serial Number/Vendor Machine ID			2018-2019		
Life/Intro Date	07/01/2018	06/30/2019	Annual	Cost/Copy	
Vendor	Meter	Meter	Volume	Annual Cost	
Recommendations					
Tech Director					
Toshiba e-Studio 3505AC / 35 PPM	684	1,603	919	\$0.00432	None at this time.
CFEG63799 / 7425				\$3.97	
750,000 / /2016-07-01	2,583	9,903	7,320	\$0.04793	
Color Photocopier				\$350.85	
A-COPI					
Subtotal Black			1,958	\$8.99	
Subtotal Color			10,097	\$483.95	

<i>Make-Model/Speed</i>			<i>2018-2019</i>	<i>Cost/Copy</i>	
<i>Serial Number/VendorID</i>			<i>Annual</i>	<i>Annual Cost</i>	<i>Recommendations</i>
<i>Life/Intro Date</i>	<i>07/01/2018</i>	<i>06/30/2019</i>	<i>Volume</i>		
<i>Vendor</i>	<i>Meter</i>	<i>Meter</i>			
<b>MSAD 6 Transportation</b>					
<b>Main Office</b>					
Toshiba e-Studio 5506AC / 55 PPM	36,179	76,519	40,340	\$0.00360	None at this time.
CHEG18387 / 7234				\$145.22	
3,000,000 / /2016-07-01	27,208	55,301	28,093	\$0.04450	
Color Photocopier				\$1,250.14	
A-COPI					
<hr/>					
	<b>Subtotal Black</b>		<b>40,340</b>	<b>\$145.22</b>	
	<b>Subtotal Color</b>		<b>28,093</b>	<b>\$1,250.14</b>	

<i>Make-Model/Speed Serial Number/VendorID Life/Intro Date Vendor</i>	<i>07/01/2018 Meter</i>	<i>06/30/2019 Meter</i>	<i>2018-2019 Annual Volume</i>	<i>Cost/Copy Annual Cost</i>	<i>Recommendations</i>
<b>Steep Falls Elementary School</b>					
<b>Food Services - Kitchen</b>					
Kyocera P2040dw / 40 PPM	1,436	3,931	2,495	\$0.01670	None at this time.
VD27104490 / 7356				\$41.67	
1,000,000 / /2017-04-01	0	0	0	\$0.00000	
Black Network Printer				\$0.00	
A-COPI					
<b>Hall</b>					
Toshiba e-Studio 5506AC / 55 PPM	84,424	159,010	74,586	\$0.00360	High color usage. Ratio is 748 color copies per student while industry average is 216. Solution: Implement RS-PMS.
CHEG18408 / 7431				\$268.51	
3,000,000 / /2016-07-01	73,419	150,473	77,054	\$0.04450	
Color Photocopier				\$3,428.90	
A-COPI					
<b>Main Office</b>					
Kyocera P3045DN / 47 PPM	6,003	11,696	5,693	\$0.01156	None at this time.
VM37402974 / 7337				\$65.81	
1,000,000 / /2017-04-01	0	0	0	\$0.00000	
Black Network Printer				\$0.00	
A-COPI					

RSU 06 - MSAD 06 - Budget					
<i>Make-Model/Speed</i> <i>Serial Number/Vendor Machine ID</i> <i>Life/Intro Date</i> <i>Vendor</i>	<i>07/01/2018</i> <i>Meter</i>	<i>06/30/2019</i> <i>Meter</i>	<i>2018-2019</i> <i>Annual</i> <i>Volume</i>	<i>Cost/Copy</i> <i>Annual Cost</i>	<i>Recommendations</i>
<b>Teachers' Room</b>					
Toshiba e-Studio 5508A / 55 PPM	53,547	94,102	40,555	\$0.00308	None at this time.
CIEG19097 / 7237				\$124.91	
2,000,000 / /2016-08-01	0	0	0	\$0.00000	
Black Photocopier				\$0.00	
A-COPI					
<hr/>					
	<b>Subtotal Black</b>		<b>123,329</b>	<b>\$500.90</b>	
	<b>Subtotal Color</b>		<b>77,054</b>	<b>\$3,428.90</b>	
<hr/>					
	<b>District Wide Black Totals</b>		<b>7,544,609</b>	<b>\$27,635.49</b>	
	<b>District Wide Color Totals</b>		<b>783,746</b>	<b>\$35,285.06</b>	
					<b>Your average Color CPC is \$0.0450.</b>

## SPC Service & Supply Cost Savings

RSU 06 - MSAD 06 - Buxton

These tables compare your equipment cost per copy for service and supplies (black prints or copies only) before becoming an SPC client on 03/01/1998 with your projected cost per copy for the new fiscal year through SPC. Annual Volume represents actual 2018-2019 fiscal year black print usage. The second table represents your annual and five-year cost savings compared to your previous cost per copy rate.

### **BEFORE SPC**

Current Volume	PriorCPC	Average Annual Cost
7,544,609	\$0.01879	\$141,763.20

### **CURRENTLY WITH SPC**

Current Volume	Current CPC*	Current Cost	Cost Savings	5 Year Savings
7,544,609	\$0.00366	\$27,613.27	\$114,149.93	\$570,749.67

**Today the Cooperative Buying of SPC has netted annual cost savings, on average, of \$114,149.93 x 21 years as a Client  
= \$2,397,148.62 Cost Savings!**

\*This CPC is an average of your copiers and printers together. Your copier cpc is substantially lower than this average.



## Projected Equipment Costs by Building - Black

This table represents projected expenses for BLACK prints or copies by building based on recent activity. Approximate current paper case costs and averaged current annual lease payment are figured in to provide budget information for the upcoming fiscal year.

Building	Projected Black Volume	Projected Black Usage Cost	Approximate Paper Cost	Average Annual Equipment Cost	Total Proj Black Usage Cost
Bonny Eagle High School	1,780,429	\$6,530.20	\$9,614.32	\$22,239.45	\$38,383.97
Bonny Eagle Middle School	1,252,417	\$4,686.06	\$6,763.05	\$15,644.02	\$27,093.14
Buxton Center Elementary School	1,676,762	\$5,904.94	\$9,054.51	\$20,944.54	\$35,903.99
Edna Libby School	659,916	\$2,199.48	\$3,563.55	\$8,243.05	\$14,006.08
George E. Jack School	535,053	\$1,757.87	\$2,889.29	\$6,683.38	\$11,330.53
H.B. Emery Jr. Memorial School	368,885	\$1,341.77	\$1,991.98	\$4,607.77	\$7,941.52
Hollis School	569,265	\$2,025.85	\$3,074.03	\$7,110.73	\$12,210.60
MSAD 6 Adult Education	28,068	\$125.61	\$151.57	\$350.60	\$627.78
MSAD 6 Alternative Education	85,500	\$403.65	\$461.70	\$1,067.99	\$1,933.33
MSAD 6 District Office	393,923	\$2,417.96	\$2,127.18	\$4,920.52	\$9,465.66
MSAD 6 Maintenance	28,764	\$119.24	\$155.33	\$359.29	\$633.86
MSAD 6 Technology	1,958	\$9.18	\$10.57	\$24.46	\$44.21
MSAD 6 Transportation	40,340	\$148.05	\$217.84	\$503.89	\$869.77
Steep Falls Elementary School	123,329	\$510.68	\$665.98	\$1,540.51	\$2,717.17
<b>Total</b>	<b>7,544,609</b>	<b>\$28,180.54</b>	<b>\$40,740.89</b>	<b>\$94,240.19</b>	<b>\$163,161.62</b>

***SPC Equipment Bids:***

***Presently our bids are coming in between 15% to 23% of Retail, while the current Salesman's Cost is 50% of Retail.***

***For Example: A 95-CPM Konica Minolta Bizhub 958 RADF Duplex Finisher 3-Hole Punch CIF-Print-Color Scan-Hard Drive for Secure Print with a Retail Cost of \$45,640 is coming in at \$7,342...16% of Retail! Our prices are negotiated with and supported directly by the manufacturer.***

## Projected Equipment Costs by Building - Color

**This table represents projected expenses for COLOR prints or copies by building based on recent activity. Current paper case costs and current annual lease payment are NOT figured in to this table, as they are covered in the Black prints report.**

<b>Building</b>	<b>Projected Color Volume</b>	<b>Service &amp; Supply Cost</b>
Bonny Eagle High School	224,107	\$10,448.59
Bonny Eagle Middle School	52,039	\$2,362.05
Buxton Center Elementary School	66,627	\$3,024.20
Edna Libby School	47,449	\$2,153.71
George E. Jack School	16,441	\$746.26
H.B. Emery Jr. Memorial School	68,015	\$3,087.20
Hollis School	63,212	\$2,869.19
MSAD 6 Adult Education	12,616	\$572.64
MSAD 6 Alternative Education	0	\$0.00
MSAD 6 District Office	101,203	\$4,639.81
MSAD 6 Maintenance	16,793	\$821.01
MSAD 6 Technology	10,097	\$493.64
MSAD 6 Transportation	28,093	\$1,275.14
Steep Falls Elementary School	77,054	\$3,497.48
<b>Total</b>	<b>783,746</b>	<b>\$35,990.93</b>

## Service & Supply Usage Profile by Vendor - Black

This table represents actual expenses for BLACK prints or copies by vendor for the current year along with projected service & supply expenses for the upcoming fiscal year. Under SPC's new Simplified Billing Program, SPC will invoice you directly for 50% of the Projected Annual Volume in July and January, and then reconcile based on actual usage in June. Cost per copy typically increases by 5% or CPI annually, whichever is less. **Current year's increase is 2%.**

Vendor	Equipment Type	Annual Volume	2018-2019 Cost/Copy	Total Cost	2019-2020 Cost/Copy	Projected Cost
A-COPI	Black Network Printer	179,668	\$0.01156	\$2,076.96	\$0.01179	\$2,118.29
A-COPI	Black Network Printer	88,467	\$0.01670	\$1,477.40	\$0.01703	\$1,506.59
A-COPI	Black Photocopier	4,949,666	\$0.00308	\$15,244.97	\$0.00314	\$15,541.95
A-COPI	Black Photocopier	830,348	\$0.00432	\$3,587.10	\$0.00441	\$3,661.83
A-COPI	Color Network Printer	0	\$0.02956	\$0.00	\$0.03015	\$0.00
A-COPI	Color Photocopier	948,029	\$0.00360	\$3,412.90	\$0.00367	\$3,479.27
A-COPI	Color Photocopier	118,532	\$0.00432	\$512.06	\$0.00441	\$522.73
A-COPI	High Production Black Photocopier	429,899	\$0.00308	\$1,324.09	\$0.00314	\$1,349.88
<b>Total</b>		<b>7,544,609</b>	<b>\$0.00366</b>	<b>\$27,635.49</b>	<b>\$0.00374</b>	<b>\$28,180.54</b>

## Service & Supply Usage Profile by Vendor - Color

This table represents actual and projected expenses for COLOR prints or copies by vendor for the current and next fiscal year. Under SPC's new Simplified Billing Program, SPC will invoice you directly for 50% of the Projected Annual Volume in July and January, and then reconcile based on actual usage in June. Cost per copy typically increases by 5% or CPI annually, whichever is less. **Current year's increase is 2%.**

Vendor	Equipment Type	Annual Volume	2018-2019 Cost/Copy	Total Cost	2019-2020 Cost/Copy	Projected Cost
A-COPI	Black Photocopier	0	\$0.00000	\$0.00	\$0.00000	\$0.00
A-COPI	Color Network Printer	0	\$0.08352	\$0.00	\$0.08519	\$0.00
A-COPI	Color Photocopier	664,689	\$0.04450	\$29,578.66	\$0.04539	\$30,170.23
A-COPI	Color Photocopier	119,057	\$0.04793	\$5,706.40	\$0.04889	\$5,820.70
<b>Total</b>		<b>783,746</b>	<b>\$0.04502</b>	<b>\$35,285.06</b>	<b>\$0.04592</b>	<b>\$35,990.93</b>

# Reprographic Equipment Assessment

This chart provides the status of your equipment and details of your current lease, if any.\*

<b>Total Number of Units</b>	<b>128</b>
<b>Total Number of Units on Lease</b>	<b>125</b>
<b>Total Number of Units Owned</b>	<b>3</b>
<b>Lease Company</b>	<b>Northway Bank</b>
<b>Lease Start Date</b>	<b>08/02/2017</b>
<b>Lease End Date</b>	<b>08/01/2022</b>
<b>Term</b>	<b>5 Annual</b>
<b>Annual Payment usually due on 8/1</b>	<b>\$94,240.19</b>
<b>Remaining Payments</b>	<b>3</b>

*\*The determination on the lease has no bearing on Service & Supply and Warranty Contracts.*

## Leased Equipment

Building	Make/Model	Serial Number
Bonny Eagle High School	Toshiba e-Studio 4505AC	CFCG51584
Bonny Eagle High School	Toshiba e-Studio 3505AC	CFEG63775
Bonny Eagle High School	Toshiba e-Studio 3505AC	CFEG63822
Bonny Eagle High School	Toshiba e-Studio 3505AC	CFEG63835
Bonny Eagle High School	Toshiba e-Studio 4508A	CGIF39780
Bonny Eagle High School	Toshiba e-Studio 4508A	CGKF46203
Bonny Eagle High School	Toshiba e-Studio 4508A	CGKF46206
Bonny Eagle High School	Toshiba e-Studio 5506AC	CHEG18240
Bonny Eagle High School	Toshiba e-Studio 5506AC	CHEG18385
Bonny Eagle High School	Toshiba e-Studio 5506AC	CHEG18388
Bonny Eagle High School	Toshiba e-Studio 8508A	CIAG16065
Bonny Eagle High School	Toshiba e-Studio 7508A	CICG17318
Bonny Eagle High School	Toshiba e-Studio 7508A	CICG17326
Bonny Eagle High School	Toshiba e-Studio 7508A	CIEG18883
Bonny Eagle High School	Toshiba e-Studio 5508A	CIEG19087
Bonny Eagle High School	Kyocera P2040dw	VD26Z01767
Bonny Eagle High School	Kyocera P2040dw	VD26Z01772
Bonny Eagle High School	Kyocera P2040dw	VD26Z01780
Bonny Eagle High School	Kyocera P2040dw	VD26Z02858
Bonny Eagle High School	Kyocera P2040dw	VD26Z02864
Bonny Eagle High School	Kyocera P2040dw	VD26Z02870
Bonny Eagle High School	Kyocera P2040dw	VD26Z02873
Bonny Eagle High School	Kyocera P2040dw	VD26Z02874
Bonny Eagle High School	Kyocera P3045DN	VM37402961
Bonny Eagle High School	Kyocera P3045DN	VM37402964
Bonny Eagle High School	Kyocera P3045DN	VM37402970
Bonny Eagle High School	Kyocera P3045DN	VM37402976
Bonny Eagle High School	Kyocera P3045DN	VM37402978
Bonny Eagle Middle School	Toshiba e-Studio 4508A	CGBG56402
Bonny Eagle Middle School	Toshiba e-Studio 4508A	CGKF46201
Bonny Eagle Middle School	Toshiba e-Studio 4508A	CGKF46341
Bonny Eagle Middle School	Toshiba e-Studio 4508A	CGKF46346
Bonny Eagle Middle School	Toshiba e-Studio 5506AC	CHEG18410

Building	Make/Model	Serial Number
Bonny Eagle Middle School	Toshiba e-Studio 7508A	CICG17319
Bonny Eagle Middle School	Toshiba e-Studio 7508A	CIEG18910
Bonny Eagle Middle School	Toshiba e-Studio 5508A	CIEG19060
Bonny Eagle Middle School	Toshiba e-Studio 7508A	CIKF14837
Bonny Eagle Middle School	Kyocera P2040dw	VD26Z02842
Bonny Eagle Middle School	Kyocera P2040dw	VD26Z02853
Bonny Eagle Middle School	Kyocera P2040dw	VD26Z02859
Bonny Eagle Middle School	Kyocera P2040dw	VD26Z02861
Bonny Eagle Middle School	Kyocera P2040dw	VD26Z02862
Bonny Eagle Middle School	Kyocera P2040dw	VD26Z02866
Bonny Eagle Middle School	Kyocera P2040dw	VD26Z02867
Bonny Eagle Middle School	Kyocera P2040dw	VD26Z02868
Bonny Eagle Middle School	Kyocera P2040dw	VD26Z02872
Bonny Eagle Middle School	Kyocera P5026cdw	VDT6X00958
Buxton Center Elementary School	Toshiba e-Studio 1057	CBLE40154
Buxton Center Elementary School	Toshiba e-Studio 4508A	CGKF46170
Buxton Center Elementary School	Toshiba e-Studio 4508A	CGKF46338
Buxton Center Elementary School	Toshiba e-Studio 5506AC	CHEG18393
Buxton Center Elementary School	Toshiba e-Studio 5508A	CIEG18966
Buxton Center Elementary School	Toshiba e-Studio 5508A	CIEG19083
Buxton Center Elementary School	Toshiba e-Studio 7508A	CIKF14832
Buxton Center Elementary School	Toshiba e-Studio 7508A	CIKF14838
Buxton Center Elementary School	HP Laser Jet 600 M605	CNDCK3V11H
Buxton Center Elementary School	HP Laser Jet 600 M605	CNDCK3V11S
Buxton Center Elementary School	Kyocera P2040dw	VD26Z02860
Buxton Center Elementary School	Kyocera P3045DN	VM37302420
Buxton Center Elementary School	Kyocera P3045DN	VM37402972
Buxton Center Elementary School	Kyocera P3045DN	VM37402980
Edna Libby School	Toshiba e-Studio 5506AC	CHEG18420
Edna Libby School	Toshiba e-Studio 7508A	CICG17310
Edna Libby School	Toshiba e-Studio 7508A	CIEG18881
Edna Libby School	Kyocera P2040dw	VD26Z01773
Edna Libby School	Kyocera P2040dw	VD27104489
George E. Jack School	Toshiba e-Studio 5506AC	CHEG18432



Building	Make/Model	Serial Number
George E. Jack School	Toshiba e-Studio 7508A	CIEG18916
George E. Jack School	Toshiba e-Studio 5508A	CIEG19103
George E. Jack School	Kyocera P2040dw	VD27104485
George E. Jack School	Kyocera P2040dw	VD27104487
H.B. Emery Jr. Memorial School	Toshiba e-Studio 5506AC	CHEG18386
H.B. Emery Jr. Memorial School	Toshiba e-Studio 5508A	CIEG19053
H.B. Emery Jr. Memorial School	Toshiba e-Studio 5508A	CIEG19071
H.B. Emery Jr. Memorial School	Kyocera P2040dw	VD26Z01765
H.B. Emery Jr. Memorial School	Kyocera P2040dw	VD26Z01781
H.B. Emery Jr. Memorial School	Kyocera P2040dw	VD27104482
H.B. Emery Jr. Memorial School	Kyocera P2040dw	VD27104497
Hollis School	Toshiba e-Studio 4508A	CGBG56399
Hollis School	Toshiba e-Studio 5506AC	CHEG18409
Hollis School	Toshiba e-Studio 5508A	CIEG19069
Hollis School	Toshiba e-Studio 5508A	CIEG19074
Hollis School	Toshiba e-Studio 5508A	CIEG19101
Hollis School	Toshiba e-Studio 7508A	CIKF14827
Hollis School	Kyocera P2040dw	VD26Z01777
Hollis School	Kyocera P2040dw	VD26Z01779
Hollis School	Kyocera P2040dw	VD27104486
MSAD 6 Adult Education	Toshiba e-Studio 5506AC	CHEG18403
MSAD 6 Adult Education	Kyocera P2040dw	VD27104464
MSAD 6 Adult Education	Kyocera P2040dw	VD27104483
MSAD 6 Alternative Education	Toshiba e-Studio 4508A	CGKF46208
MSAD 6 Alternative Education	Toshiba e-Studio 4508A	CGKF46304
MSAD 6 Alternative Education	Kyocera P2040dw	VD27104481
MSAD 6 District Office	Toshiba e-Studio 3505AC	CFEG63772
MSAD 6 District Office	Toshiba e-Studio 5506AC	CHEG18383
MSAD 6 District Office	Toshiba e-Studio 5506AC	CHEG18401
MSAD 6 District Office	Toshiba e-Studio 6508A	CILF15538
MSAD 6 District Office	Toshiba e-Studio 6508A	CILF15542
MSAD 6 District Office	HP Laser Jet 600 M605	CNDCK3V10D
MSAD 6 District Office	HP Laser Jet 600 M605	CNDCK3V11N
MSAD 6 District Office	HP Laser Jet 600 M605	JPDCK3N0DQ

Building	Make/Model	Serial Number
MSAD 6 District Office	Kyocera P2040dw	VD27104476
MSAD 6 District Office	Kyocera P2040dw	VD27104488
MSAD 6 District Office	Kyocera P2040dw	VD27104491
MSAD 6 District Office	Kyocera P2040dw	VD27104496
MSAD 6 District Office	Kyocera P3045DN	VM37402962
MSAD 6 District Office	Kyocera P3045DN	VM37402966
MSAD 6 District Office	Kyocera P3045DN	VM37402975
MSAD 6 Maintenance	Toshiba e-Studio 4505AC	CFCG51582
MSAD 6 Maintenance	Toshiba e-Studio 3505AC	CFEG63829
MSAD 6 Technology	Toshiba e-Studio 3505AC	CFEG63799
MSAD 6 Technology	Toshiba e-Studio 3505AC	CFEG63852
MSAD 6 Technology	Kyocera P2040dw	VD26Z01775
MSAD 6 Technology	Kyocera P2040dw	VD26Z01776
MSAD 6 Technology	Kyocera P2040dw	VD26Z02869
MSAD 6 Technology	Kyocera P2040dw	VD26Z02871
MSAD 6 Technology	Kyocera P2040dw	VD26Z02875
MSAD 6 Technology	Kyocera P2040dw	VD26Z02876
MSAD 6 Technology	Kyocera P2040dw	VD27104484
MSAD 6 Technology	Kyocera P5026cdw	VDT6X00948
MSAD 6 Transportation	Toshiba e-Studio 5506AC	CHEG18387
Steep Falls Elementary School	Toshiba e-Studio 5506AC	CHEG18408
Steep Falls Elementary School	Toshiba e-Studio 5508A	CIEG19097
Steep Falls Elementary School	Kyocera P2040dw	VD27104490
Steep Falls Elementary School	Kyocera P3045DN	VM37402974

## Owned Equipment

Building	Make/Model	Serial Number
George E. Jack School	Toshibae-Studio 456	C2H252758
MSAD 6 District Office	Toshibae-Studio 256	C2C223149
MSAD 6 District Office	HPLaser Jet 600 M607	CNBCL3X18B

# STARDoc User Names

Name	User Name
Bill Brockman	bbrockman
Carol Wagner	cwagner@bonnyeagle.org
Charlotte Regan	cregan@bonnyeagle.org
Cheryl Grovo	cgrovo@bonnyeagle.org
Clay Gleason	cgleason@bonnyeagle.org
Debbie Arnold	darnold@bonnyeagle.org
Diane Gagne	dnadeau@bonnyeagle.org
Dottie Muchmore	dmuchmore@bonnyeagle.org
Ginny Day	gday@bonnyeagle.org
Hedy Smith	hsmith@bonnyeagle.org
Jim Crick	jcrick
Linda Winton	lwinton@bonnyeagle.org
Lori Spencer	lspencer@bonnyeagle.org
Lori Wood	lwood@bonnyeagle.org
Marie Estes	mestes@bonnyeagle.org
Paul Emery	pemery
Paul Penna	ppenna@bonnyeagle.org
Rich Peterson	rpeterson
Ryan Croteau	rcroteau
Sandy Cormier	scormier@bonnyeagle.org
Scott Nason	snason
Sherri Parkin	sparkin@bonnyeagle.org

<b>Sue Labreck</b>	<b>slabreck@bonnyeagle.org</b>
<b>Tina Plummer</b>	<b>tplummer</b>
<b>Tyler Patten</b>	<b>tpatten</b>



## Benefits of partnering with SPC

### Top Benefits to **our CLIENTS:**

#### 1. Cooperative Buying

By definition, is a model that allows a group of buyers with a common interest to pool their buying power in order to negotiate more favorable pricing and better service. SPC's model allows you to pick your preferred vendor!

- SPC's pricing is so strong ***we pay for our own fee*** by acquiring prices lower than what you can do on your own.
- We will save you money benefiting from the combined purchasing power of more than 69 clients with over 3,900 devices doing more than **239** million copies and prints per year. We purchase approximately 1,100 units annually with 80 million prints out to bid.!
- We will save you time by preparing your bid, negotiating with vendors/manufacturers, presenting a total bid analysis, and managing the implementation.
- We will save you frustration. We manage your contracts for up to five years from the date of installation.

#### 2. Exclusive STARDoc Software

- STARDoc: System for Tracking And Reporting Documents.
- Maps all devices and sets up 'Interactive Live Floor Plans' of all printing devices, showing you a Before and After Upgrade look; provides a visual for all decision makers over the next five years.
- STARDoc studies your printing habits and is able to predict your year-end-cost months in advance before you receive your year-end reconciliation invoice.
- Sets up your next year's budget at the click of a mouse.

#### 3. Simplified Billing Program

- Removes the confusion out of billing.
- Eliminates variety of invoices from multiple vendors that come annually and/or quarterly.
- TWO invoices are sent each year from ONE billing source.
- Reconciles all of your devices at the end of the year: You pay only for what you use; no minimums.



## Benefits of partnering with SPC

### 4. Five-Year Equipment Replacement Schedule

- SPC's staff surveys key locations that determine life of existing equipment.
- Specs out new equipment needed: Does not allow vendors to undersize during the bidding process.
- Manages the entire bid process down to the install.

### 5. Annual Report

- A crucial document that extends the life of your equipment, often getting 8 to 10 years of guaranteed performance! Flags copying trends within your organization such as over usage.
- You get an overview of your current equipment situation, reports associated with copying and printing costs and, if needed, recommendations for addressing situations posing a problem.

### 6. Vendor Neutral

- SPC does not recommend just one brand; we suggest what's best for you with serviceability in mind.
- We present you with the bid results and offer recommendations, yet the decision is yours to make.

**SPC has been serving their clients since 1988, saving millions of dollars along the way.**

***Based on current actual volumes and CPCs, SPC has generated Annual Savings of more than \$2 million for all of our clients. That translates into Savings of more than \$10 million over five years!***



## SPC Values Our Vendors

### **Overall Benefits to our VENDORS**

- Opportunities brought to you - Over 1,100 units purchased annually running over 80 million prints!
- SPC is well respected in the industry.
- SPC values our vendors and speaks highly of them to our clients.
- National Contracts that are all negotiated with the manufacturers at your disposal

### **Vendor Benefits Pre-Bid & During the Bid Process**

- Sharing of previous bid results that help you to negotiate with your manufacturers.
- On-Site Survey of client requirements including mapping all devices.
- Writing of the *Five-Year Equipment Replacement Schedule* (Bid Specs).
- Controls the Bid Specs (Not allowing any vendor to underbid or offer discontinued equipment).
- A chance to sell your 'Value Add' directly to our clients after the bids are in. Customer has the right to pay more than low bid.

### **Vendor Benefits Before & During Installation**

- Digital Needs Analysis: Matching up the machine to installation site.
- Schedule and coordinate Vendor meeting with Client.
- Cover the cost of ESP surge protectors, electrical wiring, computer interface and any unexpected cost!
- Manage installation.
- Audit installation.
- Capture final meter reads for old contracts..
- Close books on old devices & contracts..





## SPC Values Our Vendors

### **Vendor Ongoing Support**

- Yearly meter reads.
- Simplified Billing: SPC collects service funds for the Vendor.
- Collection of all meter reads annually and reconciling them with the Client and Vendor.
- STARDoc: System for Tracking And Reporting Documents... Manages the budget.
- Annual Reports that flag machines that are being overused and underused thus improving reliability.
- Mediating warranty issues in sensitive locations.

### **Why do some vendors hesitate to bid?**

- Vendors worry that bidding will reduce their margins.
- If word gets out on pricing, they feel that their other customers will call and ask for similar prices.
- Lose control of their account as winning bidder may beat their pricing.
- SPC bids are designed to keep specs equal for all, no chance of providing a lesser piece of equipment.

**SPC manages over 3,900 pieces of equipment;**  
**Our relationship with our vendors has never been stronger!**