

# Specialized Purchasing Consultants

1491 East Side River Road

Dummer, NH 03588

(800)750-1538



## FY22 Annual Report

With FY23 Projections

Jefferson Braman  
NHSAU 18 - Franklin School  
District  
119 Central Street  
Franklin, NH 03235



**Specialized Purchasing Consultants Inc.**  
**Serving Maine, New Hampshire & Vermont since 1988**

August 2022

Jefferson Braman  
NHSAU 18 - Franklin School District  
119 Central Street  
Franklin, NH 03235

Skip Tilton  
President

Corporate Office:  
1491 East Side River Road  
Dummer, NH 03588  
(800) 750-1538

VISIT US ON THE WEB:  
[www.spccopypro.com](http://www.spccopypro.com)

Dear Jeff:

Specialized Purchasing Consultants is pleased to present your FY22 Annual Report, taking a look at where we are in recovering from the pandemic restrictions and changes, and looking ahead to continued cost savings and recommendations to maintain your equipment and ensure your vendors are giving the best service possible.

The past few years were unprecedented with the restrictions brought on by the pandemic, and this year was no exception. Because of the delays brought on by the pandemic we chose to submit our copier bid in February rather than wait until March/April. This proved to be a good move for many reasons.

The industry continues to experience major backorder issues on equipment, something we've not had to deal with in years past. Bidding early meant boards could approve results and orders could be placed early. We were also able to lock in new service and supply pricing for existing equipment while orders were delayed so as not to disrupt budgets already established for the new fiscal year based on upgrading equipment.

Even after our bids were received and awarded, though, one major vendor wanted to increase their pricing because of the increased inflation rate that took place after the bid process. We were able to negotiate with them and hold the pricing we received back in February. Again, starting the bid process early proved to be a positive move.

Finally, while the industry experienced an over 9% inflation rate, SPC was able to continue to hold down service and supply costs for all of our clients because of SPC's allowable CPC increase cap of 5%.

As always, we are grateful for your continued confidence in the services SPC provides and in our efforts to secure better pricing on equipment, service and supplies than can be obtained independently. We look forward to working with you another year and into the future.

Sincerely,

Skip Tilton  
President

"Protecting Your Copier Interests"

# TABLE OF CONTENTS

Meet Your Team . . . . .	1
SPC Timeline . . . . .	2
Equipment Health Status . . . . .	4
Aging Equipment Summary . . . . .	5
Non Contracted Devices . . . . .	8
Bar Chart - Annual Black Volume By Location . . . . .	9
Bar Chart - Annual Black Volume Overall . . . . .	10
Average Student to Copy Usage - Black . . . . .	11
Industry Average Copies per Student - Black . . . . .	12
Bar Chart - Annual Color Volume By Location . . . . .	13
Bar Chart - Annual Color Volume Overall . . . . .	14
Average Student to Copy Usage - Color . . . . .	15
Industry Average Copies per Student - Color . . . . .	16
Color-to-Total Volume Comparison . . . . .	17
Equipment Usage & Recommendations . . . . .	18
SPC Service & Supply Cost Savings . . . . .	34
Projected Equipment Cost by Building Black . . . . .	35
SPC Upgrades for 2022 . . . . .	36
Projected Equipment Cost by Building Color . . . . .	37
Service & Supply Usage Profile by Vendor Black . . . . .	38
Service & Supply Usage Profile by Vendor Color . . . . .	39
Leased/Owned Equipment Details . . . . .	40
Leased Equipment . . . . .	41
Owned Equipment . . . . .	42
STARDoc User Names . . . . .	44
Benefits of Partnering With SPC - Clients . . . . .	45
Benefits of Partnering With SPC - Vendors . . . . .	47
STARDoc Features . . . . .	49
New Vendor Categories . . . . .	51
Warranty & Relief Fund . . . . .	52

## MEET YOUR TEAM

**Skip Tilton, President**  
**Billie Jo Tilton, Vice President**



As co-founders of SPC, we are very proud of our team of professionals. The concept of group purchasing to save millions has grown since 1988 into providing over 16 different managerial services that increase reliability and extend the life of your equipment. However, none of this would have been possible without the loyalty of our clients, many of whom we have assisted for more than 20 years! Together, we have realized the lowest prices possible while improving the quality of your service and equipment. We have also been able to find ways to increase your equipment reliability, monitor and track usage variations throughout the year, and keep your costs under control.



**Alex Webster**  
**Operations, Marketing & IT Manager**



Alex is involved in every aspect of SPC. He actively seeks to improve the cooperative bid process and is continually seeking to improve the buying power in New England. Alex organizes and prepares the bids for new and existing clients, tabulates the results, and presents them to our clients. He also maintains our office equipment and utilizes the latest technology to maintain STARDoc and FM Audit so our clients always have access to valuable information on their equipment.

**Pam Weed**  
**Client-Vendor Relations**



Pam helps maintain a good relationship between clients and vendors, overseeing warranty complaints and replacements, equipment upgrades and changes, end-of-year meter collection and billing, and Annual Reports. Pam also assists with marketing SPC services.

**Kelly Fortier**  
**Finance Support**



Kelly is a valuable asset to the SPC Finance Department. Her versatility in managing various aspects of accounting, lease documentation, and service and supply contracts benefits her team and the clients she works with.

**Heidi Tilton**  
**Office Support**



Heidi assists with bookkeeping and billing for both clients and vendors, processing payments, contact information updates, and other office support.

**Sue Penney**  
**Administrative & Finance Manager**



Sue coordinates and oversees all billing, leases, and contracts. Her decades of financial expertise benefit the Billing Team by her attention to detail and ability to prioritize to ensure accuracy and timeliness of all finance projects.

**Robert Dutil**  
**Information Technology**



Bob keeps SPC running by maintaining and updating database processes as well as assisting in updates to SPC's STARDoc website and the creation of code to create the many reports SPC generates to give you the accurate information of your usage.

**Jamin Tilton**  
**Operations Support**



Jamin plays a vital role in ensuring equipment surveys, installations, and trades go smoothly, coordinating with clients and vendors and maintaining a schedule that is beneficial for all. Jamin also assists Alex in many technical areas such as maintaining STARDoc and FM Audit as well as with computer maintenance.

## SPC TIMELINE

### 1988 Specialized Purchasing Consultants opens its doors

- Began offering equipment at the sales representative's cost with continued cooperative buying power obtaining competitive rates on leases, equipment, and Service & Supply contracts.

### 1999 Improved Annual Report

- Revised Annual Report format to include new charts and tables for more expansive usage and budget detail.
- Established Student Ratios.

### 2001 Meter Collection

- Began collecting meter reads directly from client and submitting to vendors via spreadsheet, providing more accurate and consistent billing.

### 2002 Bond Counsel Review

- Added Bond Counsel Review to ensure any and all funding sources provided legal documentation to meet State statutes and regulations.

### 2003 Bond Counsel Review of Contracts and Warranties

- Service & Supply Contracts revised to reflect SPC's commitment to managing a client's account for five years while allowing the client a 30-day cancel option.
- Warranty revised to protect equipment, guaranteeing service or replacement at no charge, even if a vendor goes out of business.

### 2012 STARDoc and Simplified Billing Developed and Implemented

- Live Floor Plans: Allows IT administrators to move devices around on their own floor plans.
- STARDoc: Helps project out the end-of-year costs and potential overages.
- Simplified Billing: Designed to eliminate hundreds of invoices and condenses it down to 2 or 3 a year.

### 2013 STARDoc - Daily Tracking

- Meters gathered daily to track usage

### 2014 STARDoc - Monthly Audits

- Users can see a monthly snapshot of current usage and estimated projections

### 2015 STARDoc - Mapping Options and Asset Management

- Allows mapping of other IT devices (Wireless Access Points, IP Cameras, Projectors, VoIP Phones, etc.)
- IT Asset Management tracks all IT purchases, warranty expirations, etc.

## SPC TIMELINE (Continued)

### 2018 STARDoc - Improved Pinpointing of Budget and Communications

- Improved pinpointing of machines projected to go over budget
- Facilitate communication with your vendor's service manager
- Request service history on any given printer or copier

### 2019 STARDoc – Service Histories, Chromebook Bid

- Mandatory annual fleet service history: Provides data on the overall reliability of the fleet.
- SPC's Chromebook bid allowed organizations to piggyback off our cooperative pricing. Many schools like SAU 67 - Bow and SAU 57 - Salem benefited from this pricing.
- Five-Year Fleet Management (FYFM): Projecting out five-year costs for all equipment based on current and past usage.

### 2020 Mock Bids - Warranty and Relief Fund

- Mock Bids: allows us to show where a client's pricing would come in without having to go out to bid. This allows them to buy off an existing bid, thus saving time and money.
- Warranty and Relief Fund: Due to the pandemic, there are serious upheavals in the industry. In an effort to cushion our clients, this fund was established. For more information, see the last page of the Annual Report.

### 2021 Vendor Services and Warranty Relief Equipment

- Vendor Bid Portal allows vendors to electronically submit bids, ensuring accuracy and saving time when calculating bid results for presentation.
- Premier Vendors Classification notes which vendors are not only cooperative to SPC bids but who demonstrate willingness to support SPC's processes before, during, and after the bid.
- Warranty Relief Equipment Base: Premier Vendors will have access to SPC-traded high-quality, low-meter machines. For more information, see the last page of the Annual Report.

### 2022 Vendor Bid

- Put bid out in February instead of late spring.
- This early bidding saved clients thousands due to inflation and price increases that took place after bid pricing was locked in, preventing higher rates to our clients.
- This also allowed for early ordering to accommodate backorders.
- We were also able to lock in bid rates for existing equipment until new equipment could be installed after the start of the new fiscal year.

### 2023 SPC Roadmap

- STARDoc Upgrade: Process is in place to give STARDoc a more modern facelift.

# EQUIPMENT HEALTH STATUS

<b>Total Number of Machines</b>	<b>56</b>
Total Black Photocopiers & MFPs:	12
Total Color Photocopiers & MFPs:	9
Total Black Network Printers:	35
Total Color Network Printers:	0
Total Removed From Service:	0
<b># of Units Not in Use for FY21</b>	<b>0</b>
<b># of Units OFF Warranty**</b>	<b>1</b>
<b># of Units Approaching End of Warranty</b>	<b>42</b>
<b># of Units Overused</b>	<b>0</b>
<b># of Units Underused</b>	<b>0</b>
Contract Commencement Date	08/02/2018
All Warranties and Service Contracts Expire	06/30/2024
<b># of Annual Payments Left on Lease</b>	<b>1</b>

\*\*NOTE: When a machine goes off warranty, it does not mean that the service contract expires. It simply means that if a replacement machine becomes necessary, it may not be at "no charge."

Dear Jeff,

Despite increased inflation and a continued backlog of orders – unprecedented in SPC history – SPC managed to maintain the buying power we established three decades ago and keep equipment and service & supply pricing lower than anything found in the industry.

Because equipment continues to be backordered, SPC will again put our equipment bid out to our vendors in February of 2023 rather than wait until April or May. This allows SPC to lock in low pricing before increases take effect, for vendors to get orders placed early, and for client budgets to be planned for the new fiscal year.

Your last lease payment will be made on **8/01/2023**. We recommend you consider an equipment upgrade commencing on August 2, 2023 with your first lease payment being due 8/1/2024. We believe your current service & supply pricing can be lowered and it could result in a savings of color costs alone of about **\$7,058.36** over a five-year period.

A specific concern is your Color usage. Currently, it is **259** copies per student while the industry average is **243** (See pages 12 & 16). This is 7% higher than the industry. In 2020 & 2021, SPC aggressively started to add PaperCut in an effort to successfully bring color usage under control. We were able to do this without adding to your overall budget (See page 36).

We can discuss this and other concerns at our meeting.

Sincerely,

Skip

## AGING EQUIPMENT SUMMARY

The following equipment is seven or more years from the date the model was first offered for sale by the manufacturer. This is a major factor due to availability of parts, cost of operation, and warranties expiring at 10 years from the Date of Introduction. Usage, age, and service history should be considered to see if they are due for replacement soon.

Building	Room	Make/Model	Serial Number	Vendor	Intro Date
Franklin High School	CAP (St. Mary's)	Konica Minolta BH4000P	A63R011004663	KMBS	04/01/2013
Franklin High School	Curriculum	Konica Minolta BH3300P	A63P011001248	KMBS	04/01/2013
Franklin High School	Guidance Office	Konica Minolta BH554E	A61D011002491	KMBS	10/01/2013
Franklin High School	Room 104A Cooking Room	Konica Minolta BH3301P	A63P015001737	KMBS	11/01/2015
Franklin High School	Room 107 Music Department	Konica Minolta BH3300P	A63P011001239	KMBS	04/01/2013
Franklin High School	Room 114 Adult Ed Classroom	Konica Minolta BH3300P	A63P011003020	KMBS	04/01/2013
Franklin High School	Room 115A	Konica Minolta BH3300P	A63P011000501	KMBS	04/01/2013
Franklin High School	Room 201 English Department	Konica Minolta BH4000P	A63R011004669	KMBS	04/01/2013
Franklin High School	Room 218 District Special Ed Office	Konica Minolta BH754	A55V017001529	KMBS	03/01/2013
Franklin High School	Room 227 Nurse	Konica Minolta BH3300P	A63P011001221	KMBS	04/01/2013
Franklin High School	Room 231 Athletics	Konica Minolta BH4000P	A63R011004667	KMBS	04/01/2013
Franklin High School	Room 256 Library Office	Konica Minolta BH3300P	A63P011001235	KMBS	04/01/2013
Franklin High School	Room 305 Math Department	Konica Minolta BH4000P	A63R011004657	KMBS	04/01/2013
Franklin High School	Room 310 Science	Konica Minolta BH4000P	A63R011004658	KMBS	04/01/2013
Franklin High School	Special Ed Office	Konica Minolta BH554E	A61D011001579	KMBS	10/01/2013
Franklin Middle School	IT Annex Room 4I	Konica Minolta BHC3350	A4Y4011003102	KMBS	01/01/2014



Building	Room	Make/Model	Serial Number	Vendor	Intro Date
Franklin Middle School	IT Annex Room 42	Konica Minolta BH3300P	A63P011001240	KMBS	04/01/2013
Franklin Middle School	Room 002 Principal's Office	Konica Minolta BH3300P	A63P011001232	KMBS	04/01/2013
Franklin Middle School	Room 003 Assistant Principal	Konica Minolta BH3300P	A63P011001231	KMBS	04/01/2013
Franklin Middle School	Room 009 Nurse's Office	Konica Minolta BH3300P	A63P011001669	KMBS	04/01/2013
Franklin Middle School	Room 011 Food Service Director	Konica Minolta BH3300P	A63P011001219	KMBS	04/01/2013
Franklin Middle School	Room 019	Konica Minolta BH3300P	A63P011001236	KMBS	04/01/2013
Franklin Middle School	Room 026 Library Side Office	Konica Minolta BH3300P	A63P011001113	KMBS	04/01/2013
Franklin Middle School	Room 055 Guidance Office Lower Level	Konica Minolta BH3300P	A63P011001237	KMBS	04/01/2013
Franklin Middle School	Room 058 Special Ed Therapy	Konica Minolta BH454E	A61E011004020	KMBS	11/01/2013
Franklin Middle School	Room 065 Art Room	Konica Minolta BH3300P	A63P011001244	KMBS	04/01/2013
Franklin Middle School	Room 066 Guidance Office	Konica Minolta BHC3350	A4Y4011002429	KMBS	01/01/2014
Franklin Middle School	Room 23 Upstairs Lab	Konica Minolta BH4000P	A63R011004661	KMBS	04/01/2013
Franklin Middle School	Room 33	Konica Minolta BH4000P	A63R011004655	KMBS	04/01/2013
Franklin Middle School	Room 44	Konica Minolta BH4000P	A63R011004478	KMBS	04/01/2013
Franklin Middle School	Room 57	Konica Minolta BH3300P	A63P011001234	KMBS	04/01/2013
Franklin Middle School	Room 62	Konica Minolta BH4000P	A63R011004675	KMBS	04/01/2013
Paul Smith School	Guidance Rm 202	Konica Minolta BH3301P	A63P015002042	KMBS	11/01/2015
Paul Smith School	Room 101 Nurse's Office	Konica Minolta BH3301P	A63P015001814	KMBS	11/01/2015
Paul Smith School	Room 204 Special Ed	Konica Minolta BH4000P	A63R011004672	KMBS	04/01/2013
Paul Smith School	Room 219 Hallway	Konica Minolta BHC554	A5AY011007267	KMBS	08/01/2012
Paul Smith School	Room 219 Special Ed	Konica Minolta BH3300P	A63P011001223	KMBS	04/01/2013

Building	Room	Make/Model	Serial Number	Vendor	Intro Date
Paul Smith School	Title I Alley	Konica Minolta BH330IP	A63P0I5002030	KMBS	11/01/2015
SAU #18	Accounting	Konica Minolta BH4000P	A63R0I1004678	KMBS	04/01/2013
SAU #18	Accounting Accounts Payable	Konica Minolta BH4000P	A63R0I1004680	KMBS	04/01/2013
SAU #18	Business Administrator	Konica Minolta BH3300P	A63P0I1001650	KMBS	04/01/2013
SAU #18	Main Office	Konica Minolta BHC3350	A4Y40I1002616	KMBS	01/01/2014
SAU #18	Superintendent	Konica Minolta BH3300P	A63P0I1001376	KMBS	04/01/2013

## NON-CONTRACTED DEVICES

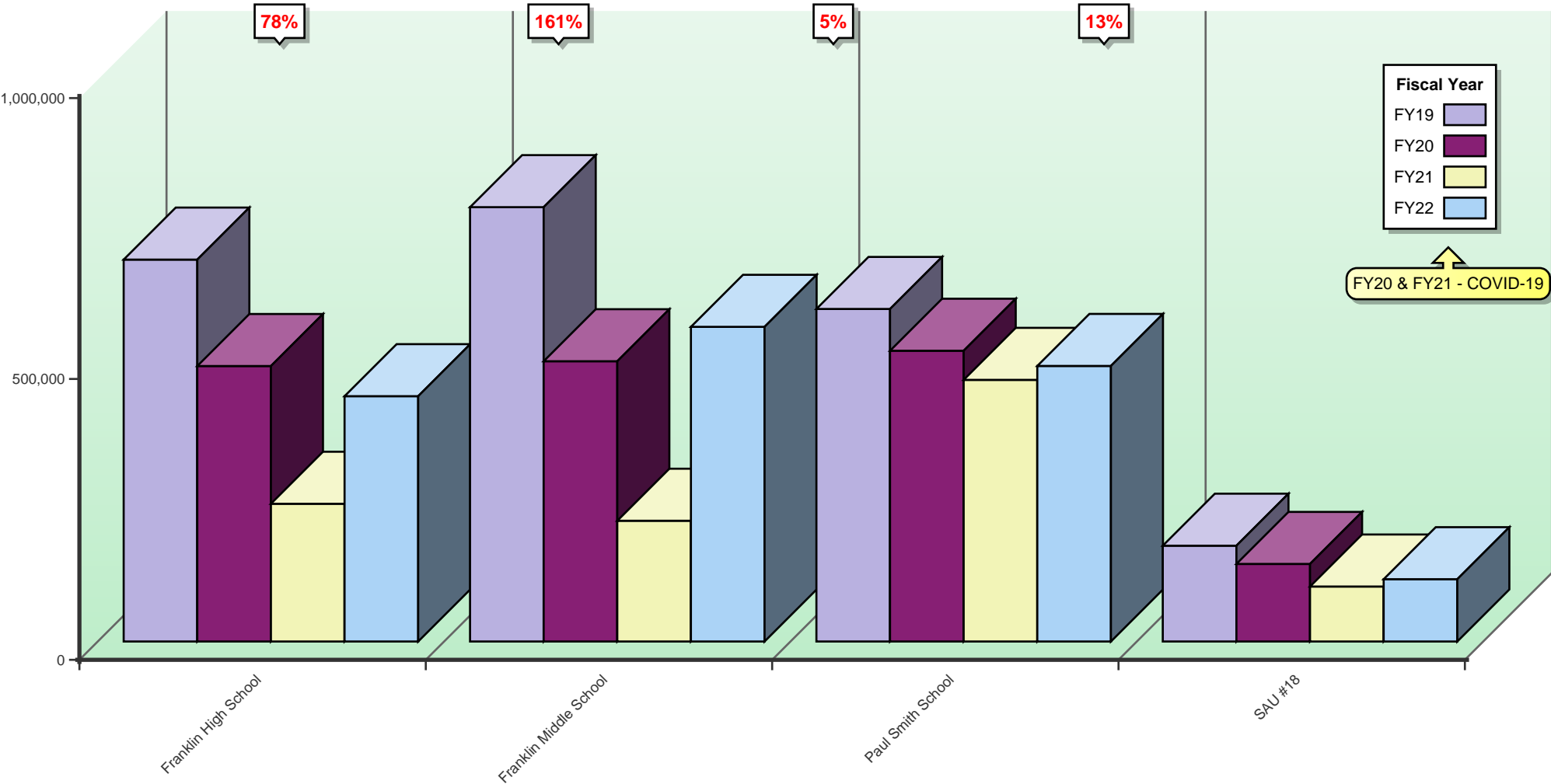
---

Make - Model	Serial Number	IP Address	Last Update
EPSON ET-4750 Series	X4CKI00051	172.16.120.97	2022-07-22 06:28:13
EPSON XP-4100 Series	X6BR030557	172.16.120.74	2022-07-22 06:28:13

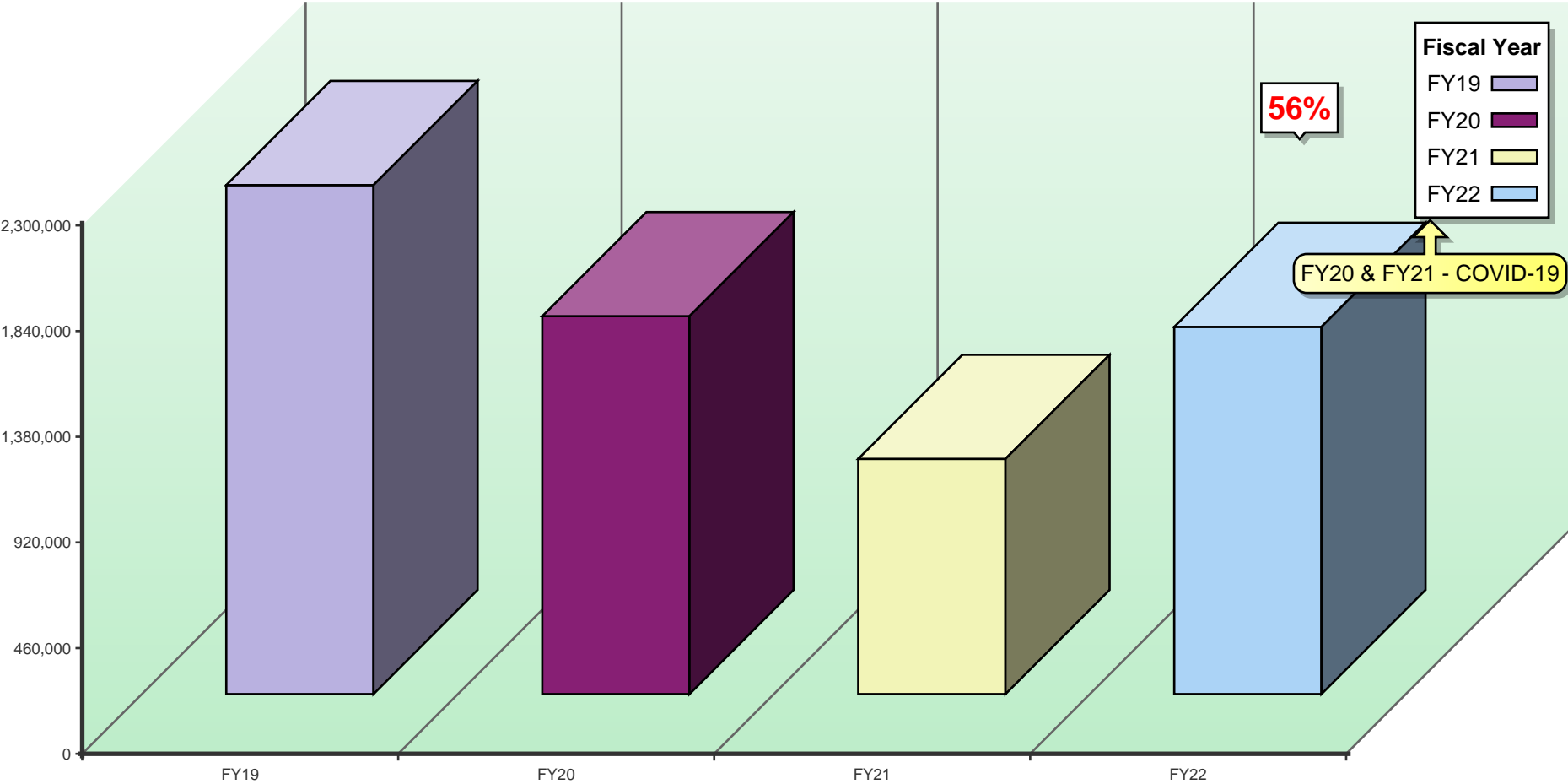
With your next upgrade, we highly recommend you incorporate these machines into your next contract. Depending on volume, this could result in significant cost savings. For example, in buying supplies on your own and having your in-house IT staff service them, a color laser device color cost can average as much as 25 cents per print, while our bids are coming in at less than 5 cents per print.

In addition, not including the usage on these machines can throw off your usage ratios shown on the next few pages, which can also affect your future budget planning.

ANNUAL BLACK VOLUME BY LOCATION



ANNUAL BLACK VOLUME OVERALL



% amount equals the overall increase or decrease between Previous Year & Current Year

## AVERAGE STUDENT-TO-COPY USAGE - BLACK

Using the projected costs by building as the basis, this table represents the projected average usage and cost per student for each building.

Building	Student Population	Annual Black Volume	Total School Cost*	Average Annual Black Prints Per Student	Average Annual Black Cost Per Student
Franklin High School	267	436,714	\$11,296.69	1,636	\$42.31
Franklin Middle School	357	560,129	\$14,426.60	1,569	\$40.41
Paul Smith School	293	490,561	\$12,579.45	1,674	\$42.93
SAU #18	0	110,895	\$2,889.97	0	\$0.00
<b>Totals</b>	<b>917</b>	<b>1,598,299</b>	<b>\$41,192.72</b>	<b>1,743</b>	<b>\$44.92</b>

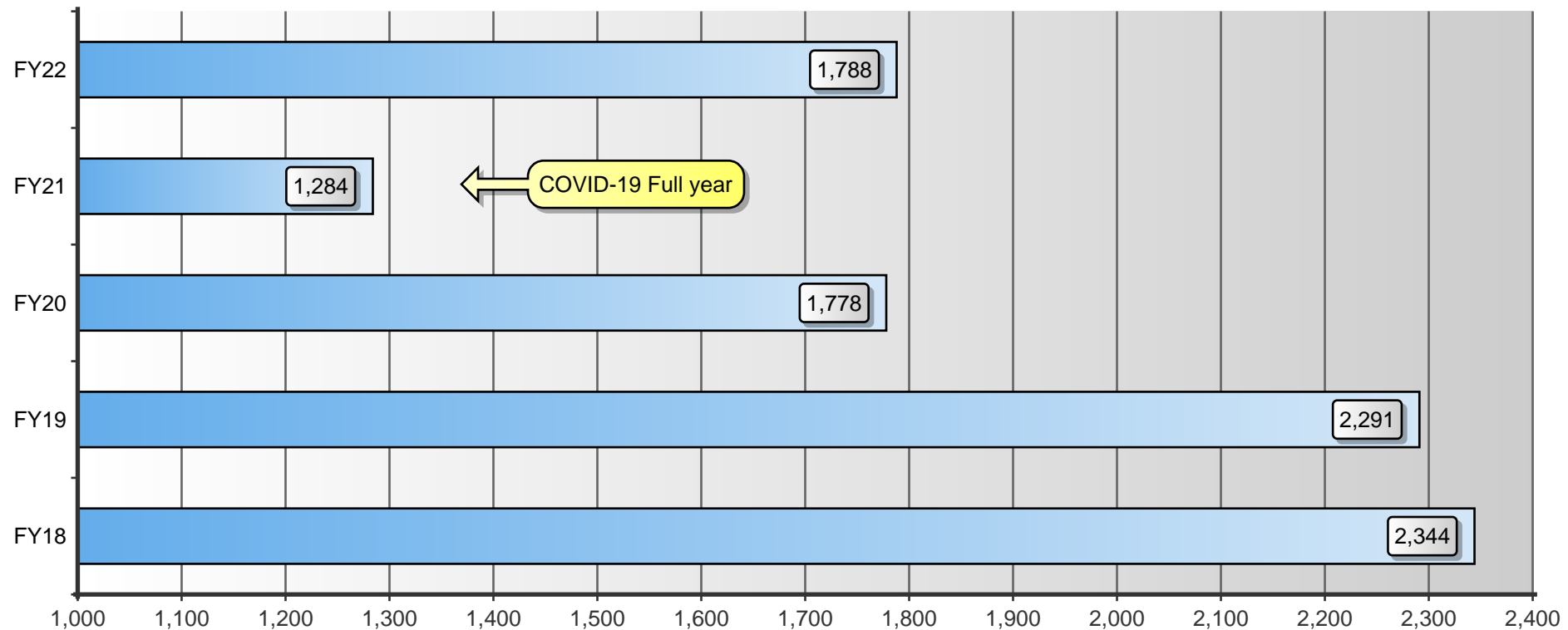
\*Total School Cost refers to the cost of Service & Supplies, Paper, and Equipment. See Projected Equipment Costs by Building table later in this report.

## INDUSTRY AVERAGE COPIES PER STUDENT - BLACK

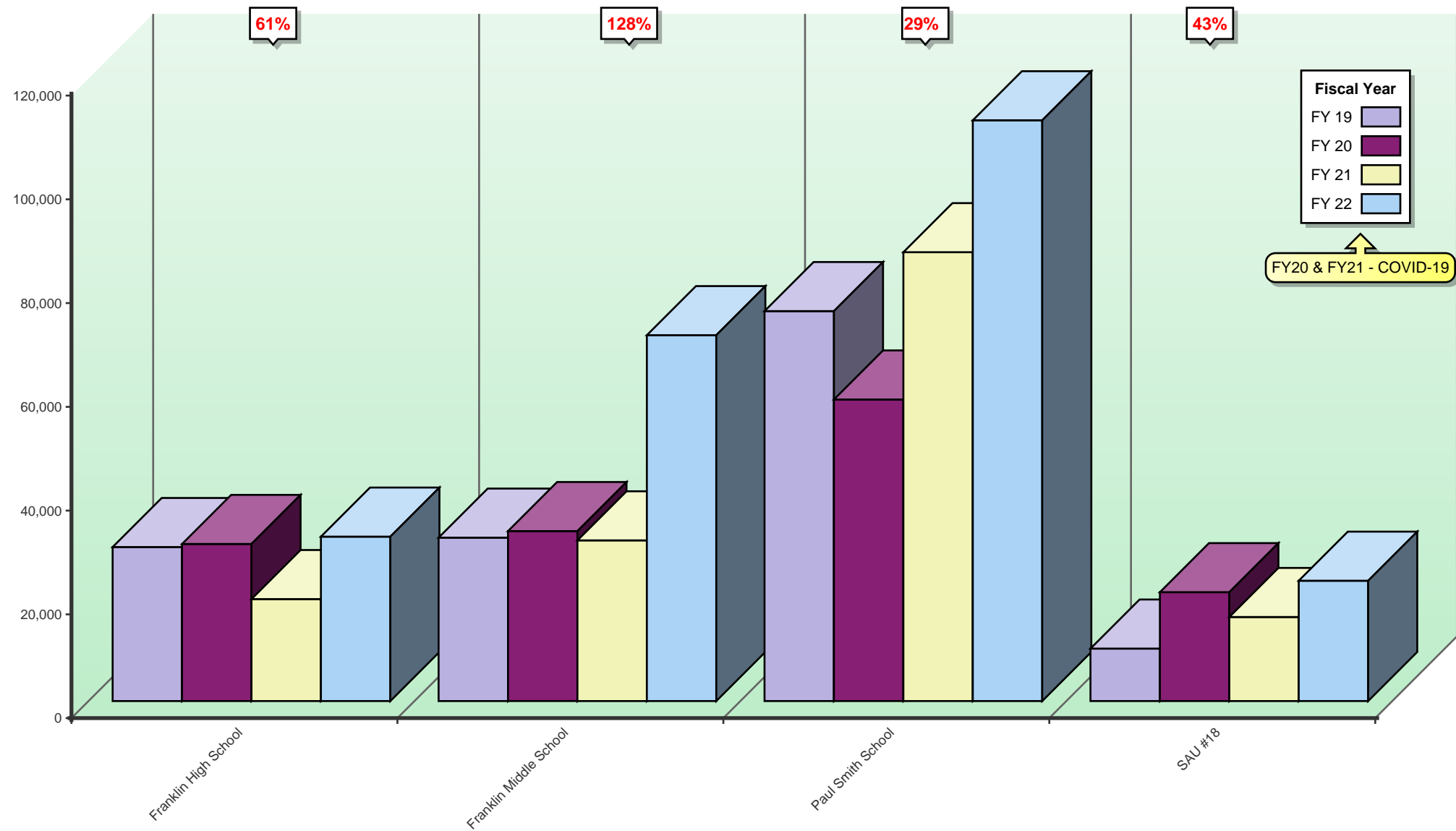
This is an SPC comparison contrasting your district with other client school districts throughout the states of Maine, New Hampshire, and Vermont. By comparing to the Average Student to Copy Usage, this will help you to set up future budgets if student populations increase or decrease within the district or if you plan to build an addition or a new school.

	Total Student Population	Total Annual Volume	Total District Cost*	Annual Copies Per Student	Annual Cost Per Student
All Schools w/Student Populations	83,741	149,723,855	\$3,872,721.04	1,788	\$46.25

\*Total District Cost refers to the cost of Service, Supplies, Paper, and Equipment.

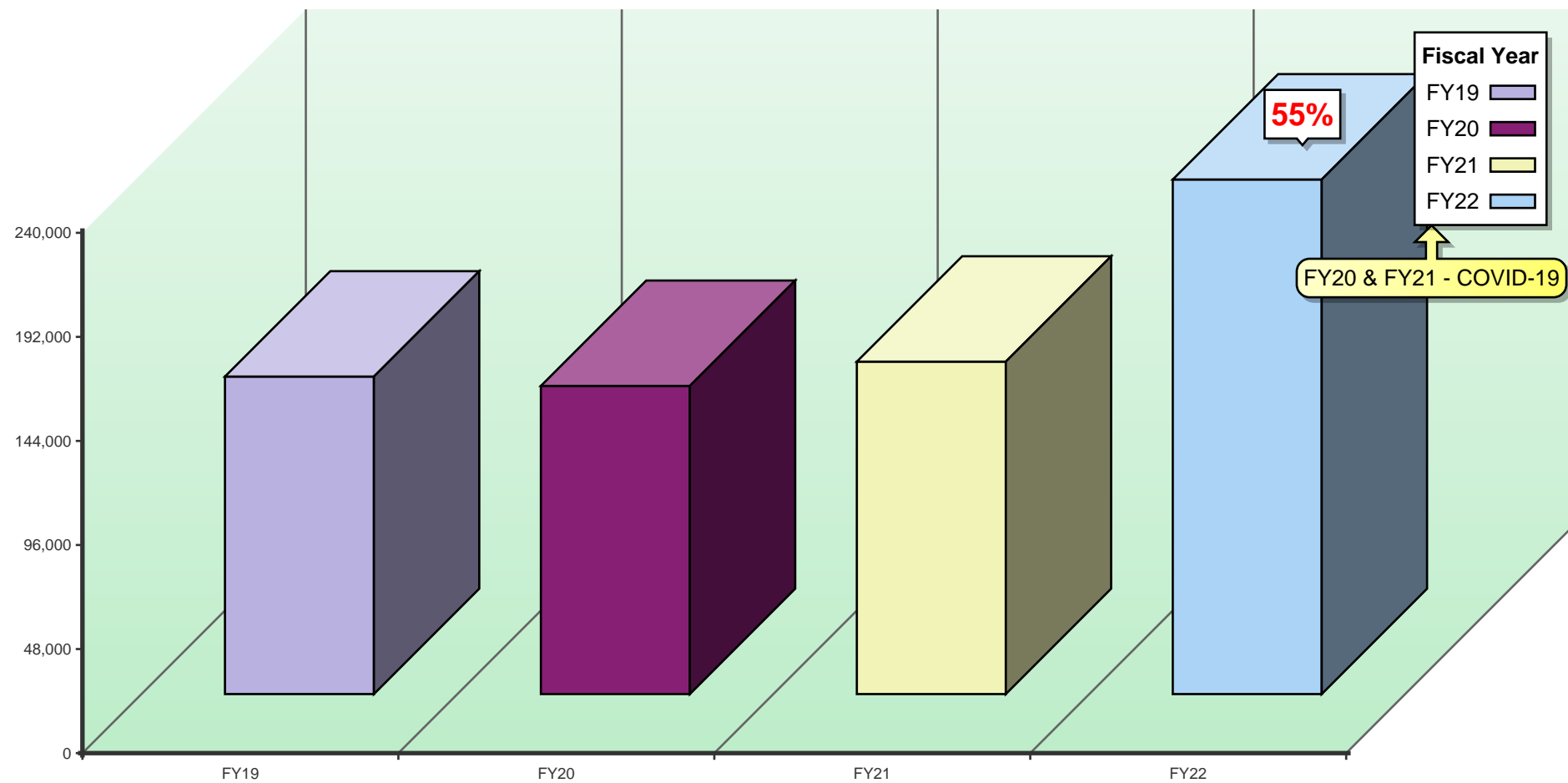


ANNUAL COLOR VOLUME BY LOCATION





ANNUAL COLOR VOLUME OVERALL



% amount equals the overall increase or decrease between Previous Year & Current Year

## AVERAGE STUDENT-TO-COPY USAGE - COLOR

Using the projected costs by building as the basis, this table represents the projected average usage and cost per student for each building.

Building	Student Population	Annual Color Volume	Total School Cost*	Average Annual Color Prints Per Student	Average Annual Color Cost Per Student
Franklin High School	267	31,694	\$1,357.14	119	\$5.08
Franklin Middle School	357	70,525	\$3,072.45	198	\$8.61
Paul Smith School	293	111,949	\$5,576.35	382	\$19.03
SAU #18	0	23,194	\$1,196.60	0	\$0.00
<b>Totals</b>	<b>917</b>	<b>237,362</b>	<b>\$11,202.54</b>	<b>259</b>	<b>\$12.22</b>

\*Total School Cost refers only to Service & Supplies as Paper and Equipment are included in the previous table for black prints.

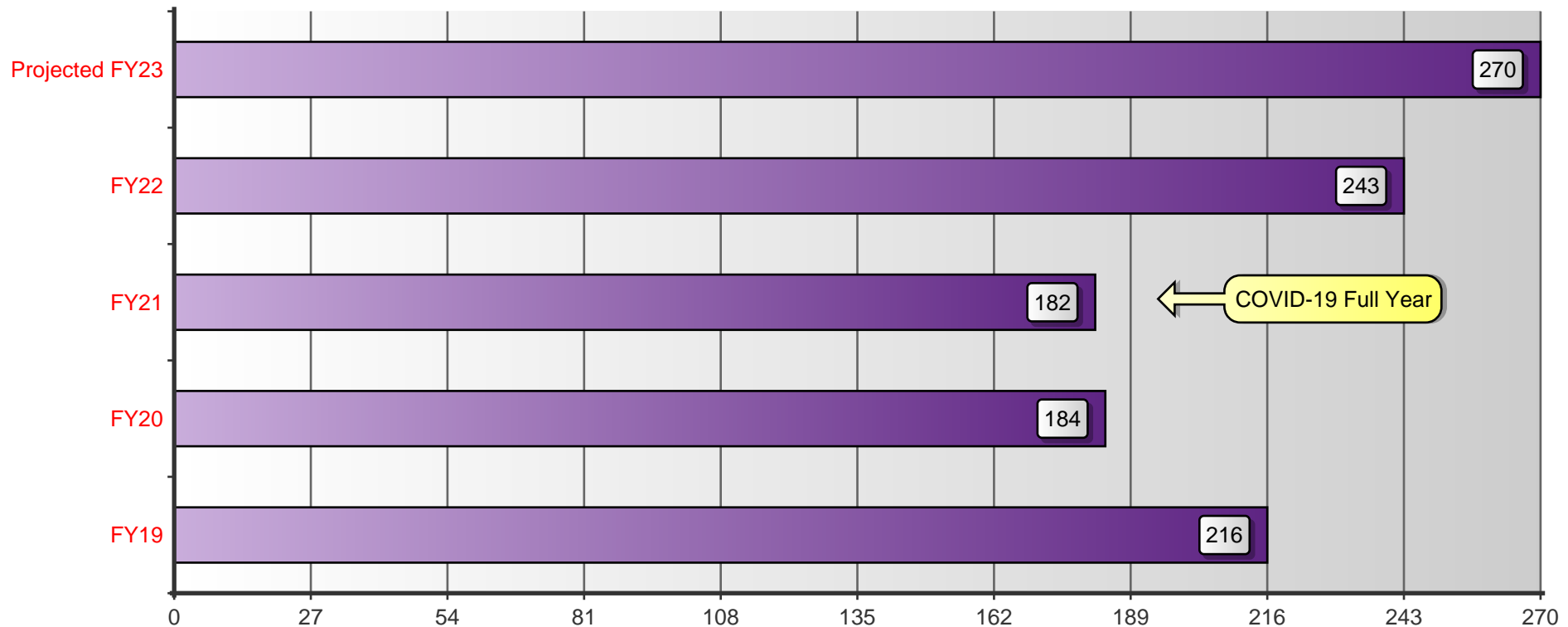
Note: STARDoc tool will flag any future high color usage. See page 49 of STARDoc Features. Current industry ratio averages 243 color prints per student per year. Your color volume this year averages 259 per student. Please contact our SPC technical team to provide training to your staff if your usage is too high.

## INDUSTRY AVERAGE COPIES PER STUDENT - COLOR

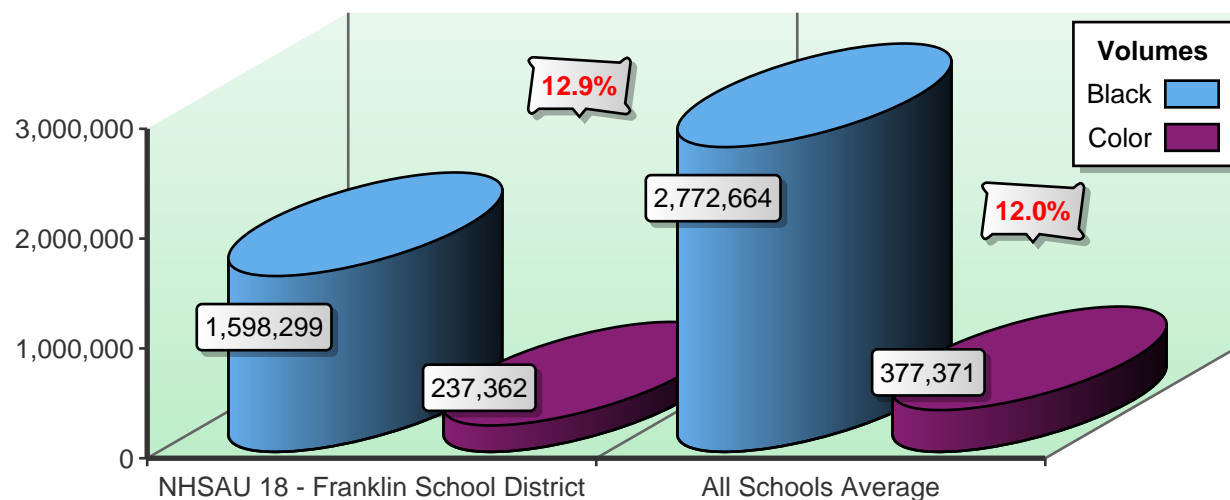
This is an SPC comparison contrasting your district with other client school districts throughout the states of Maine, New Hampshire, and Vermont. By comparing to the Average Student to Copy Usage, this will help you to set up future budgets if student populations increase or decrease within the district or if you plan to build an addition or a new school.

	Total Student Population	Total Annual Volume	Total District Cost*	Annual Copies Per Student	Annual Cost Per Student
All Schools w/Student Populations	83,741	20,378,027	\$929,875.30	243	\$11.10

\*Total District Cost refers to the cost of Service, Supplies, and Paper. Equipment is calculated only into the Black Volume.



## COLOR-TO-TOTAL VOLUME COMPARISON



### SPC Analysis

Despite the significant drop in color usage over the past two years, color usage has not only recovered, it has soared. FY22 increased average color usage by 33% over FY21. Obviously, some color printing is necessary, but if it is not properly monitored it could negatively impact your entire printing budget. The best time to financially achieve the color control goal is when you do your next upgrade. For that recommendation, please review the Equipment Health Status page.

**SOLUTION:** SPC has incorporated into our bids Right-Sized Print Management software that pinpoints the problematic locations and implements tailor-made software that controls your color printing. Instead of forcing the entire organization to change all printing habits, SPC focuses only on problematic locations.

## EQUIPMENT USAGE & RECOMMENDATIONS

The usage analysis shown here provides an overview of the usage of each piece of equipment currently under contract and monitored by SPC.

Date of Last Upgrade: 08/02/2018

Make-Model / Speed Serial Number / Vendor ID Life Expectancy / Model Intro Date Equipment Type / Vendor	07/01/2021 Meter	06/30/2022 Meter	FY22 Annual Volume	Cost/Copy Annual Cost	Recommendations
--	---------------------	---------------------	--------------------------	--------------------------	-----------------

### Franklin High School

#### CAP (St. Mary's)

Konica Minolta BH4000P / 42 PPM	17,632	18,522	890	\$0.00666	9 years from Intro.
A63R011004663 / 8802 4412				\$5.93	
1,000,000 / 04/2013	0	0	0	\$0.00000	
Black Network Printer / KMBS				\$0.00	

#### Curriculum

Konica Minolta BH3300P / 35 PPM	13,528	19,564	6,036	\$0.00666	9 years from Intro.
A63P011001248 / 8802 4405				\$40.20	
750,000 / 04/2013	0	0	0	\$0.00000	
Black Network Printer / KMBS				\$0.00	

#### Guidance Office

Konica Minolta BH554E / 55 PPM	265,993	294,642	28,649	\$0.00423	9 years from Intro.
A61D011002491 / 9357 6378				\$121.19	
3,000,000 / 10/2013	0	0	0	\$0.00000	
Black Photocopier / KMBS				\$0.00	

Make-Model / Speed Serial Number / Vendor ID Life Expectancy / Model Intro Date Equipment Type / Vendor	07/01/2021 Meter	06/30/2022 Meter	FY22 Annual Volume	Cost/Copy Annual Cost	Recommendations
<b>Main Office Workroom</b>					
Konica Minolta BHC558 / 55 PPM	136,298	170,989	34,691	\$0.00336	None at this time.
A79K011015700 / 9486 1863				\$116.56	
3,000,000 / 02/2017	37,335	50,757	13,422	\$0.04078	
Color Photocopier / KMBS				\$547.35	
<b>Room 104A Cooking Room</b>					
Konica Minolta BH3301P / 35 PPM	2,294	3,755	1,461	\$0.00643	7 years from Intro.
A63P015001737 / 9323 8204				\$9.39	
500,000 / 11/2015	0	0	0	\$0.00000	
Black Network Printer / KMBS				\$0.00	
<b>Room 107 Music Department</b>					
Konica Minolta BH3300P / 35 PPM	11,362	17,489	6,127	\$0.00666	9 years from Intro.
A63P011001239 / 8802 4408				\$40.81	
750,000 / 04/2013	0	0	0	\$0.00000	
Black Network Printer / KMBS				\$0.00	
<b>Room 114 Adult Ed Classroom</b>					
Konica Minolta BH3300P / 35 PPM	36,816	44,567	7,751	\$0.00666	9 years from Intro.
A63P011003020 / 9460 6630				\$51.62	
750,000 / 04/2013	0	0	0	\$0.00000	
Black Network Printer / KMBS				\$0.00	

Make-Model / Speed Serial Number / Vendor ID Life Expectancy / Model Intro Date Equipment Type / Vendor	07/01/2021 Meter	06/30/2022 Meter	FY22 Annual Volume	Cost/Copy Annual Cost	Recommendations
<b>Room 115A</b>					
Konica Minolta BH3300P / 35 PPM	10,915	12,578	1,663	\$0.00666	9 years from Intro.
A63P011000501 / 8802 4413				\$11.08	
750,000 / 04/2013	0	0	0	\$0.00000	
Black Network Printer / KMBS				\$0.00	
<b>Room 119 Copy Room Downstairs</b>					
Konica Minolta BH808 / 80 PPM	223,301	309,887	86,586	\$0.00336	None at this time.
A8KN011008020 / 9486 1405				\$290.93	
4,000,000 / 06/2016	0	0	0	\$0.00000	
Black Photocopier / KMBS				\$0.00	
<b>Room 201 English Department</b>					
Konica Minolta BH4000P / 42 PPM	13,373	13,433	60	\$0.00666	9 years from Intro.
A63R011004669 / 8802 4411				\$0.40	
1,000,000 / 04/2013	0	0	0	\$0.00000	
Black Network Printer / KMBS				\$0.00	
<b>Room 206 Teachers Room Upstairs</b>					
Konica Minolta BH808 / 80 PPM	404,869	522,728	117,859	\$0.00336	None at this time.
A8KN011008234 / 9486 1410				\$396.01	
4,000,000 / 06/2016	0	0	0	\$0.00000	
Black Photocopier / KMBS				\$0.00	

Make-Model / Speed Serial Number / Vendor ID Life Expectancy / Model Intro Date Equipment Type / Vendor	07/01/2021 Meter	06/30/2022 Meter	FY22 Annual Volume	Cost/Copy Annual Cost	Recommendations
<b>Room 218 District Special Ed Office</b>					
Konica Minolta BH754 / 75 PPM	412,227	442,260	30,033	\$0.00423	9 years from Intro.
A55V017001529 / 9357 6347				\$127.04	
4,000,000 / 03/2013	0	0	0	\$0.00000	
Black Photocopier / KMBS				\$0.00	
<b>Room 227 Nurse</b>					
Konica Minolta BH3300P / 35 PPM	4,000	4,586	586	\$0.00666	9 years from Intro.
A63P011001221 / 9342 4734				\$3.90	
750,000 / 04/2013	0	0	0	\$0.00000	
Black Network Printer / KMBS				\$0.00	
<b>Room 231 Athletics</b>					
Konica Minolta BH4000P / 42 PPM	30,675	33,021	2,346	\$0.00666	9 years from Intro.
A63R011004667 / 8802 4415				\$15.62	
1,000,000 / 04/2013	0	0	0	\$0.00000	
Black Network Printer / KMBS				\$0.00	
<b>Room 255 Library</b>					
Konica Minolta BHC558 / 55 PPM	182,230	235,906	53,676	\$0.00336	None at this time.
A79K011016231 / 9486 1366				\$180.35	
3,000,000 / 02/2017	41,084	59,356	18,272	\$0.04078	
Color Photocopier / KMBS				\$745.13	



Make-Model / Speed Serial Number / Vendor ID Life Expectancy / Model Intro Date Equipment Type / Vendor	07/01/2021 Meter	06/30/2022 Meter	FY22 Annual Volume	Cost/Copy Annual Cost	Recommendations
<b>Room 256 Library Office</b>					
Konica Minolta BH3300P / 35 PPM	1,886	3,806	1,920	\$0.00666	9 years from Intro.
A63P011001235 / 8802 4406				\$12.79	
750,000 / 04/2013	0	0	0	\$0.00000	
Black Network Printer / KMBS				\$0.00	
<b>Room 305 Math Department</b>					
Konica Minolta BH4000P / 42 PPM	118,117	142,997	24,880	\$0.00666	9 years from Intro.
A63R011004657 / 8802 4414				\$165.70	
1,000,000 / 04/2013	0	0	0	\$0.00000	
Black Network Printer / KMBS				\$0.00	
<b>Room 310 Science</b>					
Konica Minolta BH4000P / 42 PPM	120,694	134,156	13,462	\$0.00666	9 years from Intro.
A63R011004658 / 9357 6135				\$89.66	
1,000,000 / 04/2013	0	0	0	\$0.00000	
Black Network Printer / KMBS				\$0.00	
<b>Special Ed Office</b>					
Konica Minolta BH554E / 55 PPM	304,128	322,166	18,038	\$0.00423	9 years from Intro.
A61D011001579 / 9357 5106				\$76.30	
3,000,000 / 10/2013	0	0	0	\$0.00000	
Black Photocopier / KMBS				\$0.00	
		<b>Subtotal Black</b>	<b>436,714</b>	<b>\$1,755.47</b>	
		<b>Subtotal Color</b>	<b>31,694</b>	<b>\$1,292.48</b>	

Make-Model / Speed Serial Number / Vendor ID Life Expectancy / Model Intro Date Equipment Type / Vendor	07/01/2021 Meter	06/30/2022 Meter	FY22 Annual Volume	Cost/Copy Annual Cost	Recommendations
Franklin Middle School					
Copy Room Down					
Konica Minolta BH808 / 80 PPM	457,276	682,145	224,869	\$0.00336	None at this time.
A8KN011007863 / 9486 1347				\$755.56	
4,000,000 / 06/2016	0	0	0	\$0.00000	
Black Photocopier/KMBS				\$0.00	
IT Annex Room 41					
Konica Minolta BHC3350 / 35 PPM	33,895	35,647	1,752	\$0.00529	8 years from Intro.
A4Y4011003102 / 9357 5078				\$9.27	
750,000 / 01/2014	12,576	13,421	845	\$0.06107	
Color Laser MFP / KMBS				\$51.60	
IT Annex Room 42					
Konica Minolta BH3300P / 35 PPM	11,340	12,325	985	\$0.00666	9 years from Intro.
A63P011001240 / 8802 4407				\$6.56	
750,000 / 04/2013	0	0	0	\$0.00000	
Black Network Printer / KMBS				\$0.00	
Room 002 Principal's Office					
Konica Minolta BH3300P / 35 PPM	20,200	20,711	511	\$0.00666	9 years from Intro.
A63P011001232 / 9342 4732				\$3.40	
750,000 / 04/2013	0	0	0	\$0.00000	
Black Network Printer / KMBS				\$0.00	

Make-Model / Speed Serial Number / Vendor ID Life Expectancy / Model Intro Date Equipment Type / Vendor	07/01/2021 Meter	06/30/2022 Meter	FY22 Annual Volume	Cost/Copy Annual Cost	Recommendations
<b>Room 003 Assistant Principal</b>					
Konica Minolta BH3300P / 35 PPM	13,733	15,459	1,726	\$0.00666	9 years from Intro.
A63P011001231 / 8802 4425				\$11.50	
750,000 / 04/2013	0	0	0	\$0.00000	
Black Network Printer / KMBS				\$0.00	
<b>Room 005 Main Office</b>					
Konica Minolta BH658 / 65 PPM	116,696	149,976	33,280	\$0.00336	None at this time.
AA6R011001562 / 9486 1352				\$111.82	
4,000,000 / 05/2017	0	0	0	\$0.00000	
Black Photocopier / KMBS				\$0.00	
<b>Room 009 Nurse's Office</b>					
Konica Minolta BH3300P / 35 PPM	6,444	8,023	1,579	\$0.00666	9 years from Intro.
A63P011001669 / 93555742				\$10.52	
750,000 / 04/2013	0	0	0	\$0.00000	
Black Network Printer / KMBS				\$0.00	
<b>Room 011 Food Service Director</b>					
Konica Minolta BH3300P / 35 PPM	46,444	51,915	5,471	\$0.00666	9 years from Intro.
A63P011001219 / 8802 4426				\$36.44	
750,000 / 04/2013	0	0	0	\$0.00000	
Black Network Printer / KMBS				\$0.00	

Make-Model / Speed Serial Number / Vendor ID Life Expectancy / Model Intro Date Equipment Type / Vendor	07/01/2021 Meter	06/30/2022 Meter	FY22 Annual Volume	Cost/Copy Annual Cost	Recommendations
<b>Room 019</b>					
Konica Minolta BH3300P / 35 PPM	43,589	53,473	9,884	\$0.00666	9 years from Intro.
A63P011001236 / 8802 4430				\$65.83	
750,000 / 04/2013	0	0	0	\$0.00000	
Black Network Printer / KMBS				\$0.00	
<b>Room 024 Library</b>					
Konica Minolta BHC558 / 55 PPM	202,129	271,118	68,989	\$0.00336	None at this time.
A79K011015739 / 9486 1367				\$231.80	
3,000,000 / 02/2017	89,293	157,350	68,057	\$0.04078	
Color Photocopier / KMBS				\$2,775.36	
<b>Room 026 Library Side Office</b>					
Konica Minolta BH3300P / 35 PPM	5,423	5,464	41	\$0.00666	9 years from Intro.
A63P011001113 / 8802 4428				\$0.27	
750,000 / 04/2013	0	0	0	\$0.00000	
Black Network Printer / KMBS				\$0.00	
<b>Room 055 Guidance Office Lower Level</b>					
Konica Minolta BH3300P / 35 PPM	6,964	7,979	1,015	\$0.00666	9 years from Intro.
A63P011001237 / 8802 4427				\$6.76	
750,000 / 04/2013	0	0	0	\$0.00000	
Black Network Printer / KMBS				\$0.00	

Make-Model / Speed Serial Number / Vendor ID Life Expectancy / Model Intro Date Equipment Type / Vendor	07/01/2021 Meter	06/30/2022 Meter	FY22 Annual Volume	Cost/Copy Annual Cost	Recommendations
<b>Room 058 Special Ed Therapy</b>					
Konica Minolta BH454E / 45 PPM	410,549	444,221	33,672	\$0.00423	9 years from Intro.
A61E011004020 / 9357 6382				\$142.43	
1,000,000 / 11/2013	0	0	0	\$0.00000	
Black Photocopier / KMBS				\$0.00	
<b>Room 065 Art Room</b>					
Konica Minolta BH3300P / 35 PPM	27,201	29,304	2,103	\$0.00666	9 years from Intro.
A63P011001244 / 8802 4433				\$14.01	
750,000 / 04/2013	0	0	0	\$0.00000	
Black Network Printer / KMBS				\$0.00	
<b>Room 066 Guidance Office</b>					
Konica Minolta BHC3350 / 35 PPM	45,204	47,794	2,590	\$0.00529	8 years from Intro.
A4Y4011002429 / 9357 6357				\$13.70	
750,000 / 01/2014	29,563	31,186	1,623	\$0.06107	
Color Laser MFP / KMBS				\$99.12	
<b>Room 12 Teachers' Room Upstairs</b>					
Konica Minolta BH808 / 80 PPM	436,490	549,013	112,523	\$0.00336	None at this time.
A8KN011007801 / 9486 1372				\$378.08	
4,000,000 / 06/2016	0	0	0	\$0.00000	
Black Photocopier / KMBS				\$0.00	

Make-Model / Speed Serial Number / Vendor ID Life Expectancy / Model Intro Date Equipment Type / Vendor	07/01/2021 Meter	06/30/2022 Meter	FY22 Annual Volume	Cost/Copy Annual Cost	Recommendations
<b>Room 23 Upstairs Lab</b>					
Konica Minolta BH4000P / 42 PPM	24,866	27,437	2,571	\$0.00666	9 years from Intro.
A63R011004661 / 8802 4432				\$17.12	
1,000,000 / 04/2013	0	0	0	\$0.00000	
Black Network Printer / KMBS				\$0.00	
<b>Room 33</b>					
Konica Minolta BH4000P / 42 PPM	291	9,688	9,397	\$0.00666	9 years from Intro.
A63R011004655 / 8802 4429				\$62.58	
1,000,000 / 04/2013	0	0	0	\$0.00000	
Black Network Printer / KMBS				\$0.00	
<b>Room 44</b>					
Konica Minolta BH4000P / 42 PPM	99,904	116,203	16,299	\$0.00666	9 years from Intro.
A63R011004478 / 8802 4431				\$108.55	
1,000,000 / 04/2013	0	0	0	\$0.00000	
Black Network Printer / KMBS				\$0.00	
<b>Room 57</b>					
Konica Minolta BH3300P / 35 PPM	20,608	21,320	712	\$0.00666	9 years from Intro.
A63P011001234 / 8802 4409				\$4.74	
750,000 / 04/2013	0	0	0	\$0.00000	
Black Network Printer / KMBS				\$0.00	

Make-Model / Speed Serial Number / Vendor ID Life Expectancy / Model Intro Date Equipment Type / Vendor	07/01/2021 Meter	06/30/2022 Meter	FY22 Annual Volume	Cost/Copy Annual Cost	Recommendations
<b>Room 62</b>					
Konica Minolta BH4000P / 42 PPM	76,965	107,125	30,160	\$0.00666	9 years from Intro.
A63R011004675 / 8802 4434				\$200.87	
1,000,000 / 04/2013	0	0	0	\$0.00000	
Black Network Printer / KMBS				\$0.00	
		<b>Subtotal Black</b>	<b>560,129</b>	<b>\$2,191.81</b>	
		<b>Subtotal Color</b>	<b>70,525</b>	<b>\$2,926.09</b>	

Make-Model / Speed Serial Number / Vendor ID Life Expectancy / Model Intro Date Equipment Type / Vendor	07/01/2021 Meter	06/30/2022 Meter	FY22 Annual Volume	Cost/Copy Annual Cost	Recommendations
Paul Smith School					
Guidance Rm 202					
Konica Minolta BH330IP / 35 PPM A63P015002042 / 9323 8211 500,000 / 11/2015 Black Network Printer/KMBS	8,124  0	12,322  0	4,198  0	\$0.00643 \$26.99 \$0.00000 \$0.00	7 years from Intro.
Main Office Workroom					
Konica Minolta BHC558 / 55 PPM A79K011016097 / 9486 1377 3,000,000 / 02/2017 Color Photocopier / KMBS	198,970  102,032	255,186  164,128	56,216  62,096	\$0.00336 \$188.89 \$0.04078 \$2,532.27	None at this time.
Room 101 Nurse's Office					
Konica Minolta BH330IP / 35 PPM A63P015001814 / 9323 8205 500,000 / 11/2015 Black Network Printer / KMBS	4,839  0	6,436  0	1,597  0	\$0.00643 \$10.27 \$0.00000 \$0.00	7 years from Intro.
Room 105 New Wing					
Konica Minolta BH808 / 80 PPM A8KN011007839 / 9483 6999 4,000,000 / 06/2016 Black Photocopier / KMBS	416,564  0	520,612  0	104,048  0	\$0.00336 \$349.60 \$0.00000 \$0.00	None at this time.



Make-Model / Speed Serial Number / Vendor ID Life Expectancy / Model Intro Date Equipment Type / Vendor	07/01/2021 Meter	06/30/2022 Meter	FY22 Annual Volume	Cost/Copy Annual Cost	Recommendations
<b>Room 204 Special Ed</b>					
Konica Minolta BH4000P / 42 PPM	55,385	70,361	14,976	\$0.00666	9 years from Intro.
A63R011004672 / 8802 4422				\$99.74	
1,000,000 / 04/2013	0	0	0	\$0.00000	
Black Network Printer / KMBS				\$0.00	
<b>Room 219 Hallway</b>					
Konica Minolta BHC554 / 55 PPM	624,302	726,936	102,634	\$0.00434	10 years from Intro.
A5AY011007267 / 9357 5109				\$445.43	
3,000,000 / 08/2012	181,771	231,624	49,853	\$0.05573	
Color Photocopier / KMBS				\$2,778.31	
<b>Room 219 Special Ed</b>					
Konica Minolta BH3300P / 35 PPM	28,900	30,037	1,137	\$0.00666	9 years from Intro.
A63P011001223 / 8802 4421				\$7.57	
750,000 / 04/2013	0	0	0	\$0.00000	
Black Network Printer / KMBS				\$0.00	
<b>Room 226 Bookroom</b>					
Konica Minolta BH808 / 80 PPM	622,548	813,120	190,572	\$0.00336	None at this time.
A8KN011008238 / 9467 2039				\$640.32	
4,000,000 / 06/2016	0	0	0	\$0.00000	
Black Photocopier / KMBS				\$0.00	

Make-Model / Speed Serial Number / Vendor ID Life Expectancy / Model Intro Date Equipment Type / Vendor	07/01/2021 Meter	06/30/2022 Meter	FY22 Annual Volume	Cost/Copy Annual Cost	Recommendations
<b>Title I Alley</b>					
Konica Minolta BH330IP / 35 PPM	21,377	36,560	15,183	\$0.00643	7 years from Intro.
A63P015002030 / 9467 2002				\$97.63	
500,000 / 11/2015	0	0	0	\$0.00000	
Black Network Printer / KMBS				\$0.00	
		<b>Subtotal Black</b>	<b>490,561</b>	<b>\$1,866.44</b>	
		<b>Subtotal Color</b>	<b>111,949</b>	<b>\$5,310.58</b>	

Make-Model / Speed Serial Number / Vendor ID Life Expectancy / Model Intro Date Equipment Type / Vendor	07/01/2021 Meter	06/30/2022 Meter	FY22 Annual Volume	Cost/Copy Annual Cost	Recommendations
SAU #18					
Accounting					
Konica Minolta BHC458 / 45 PPM	46,715	69,133	22,418	\$0.00336	None at this time.
A79M011027274 / 9486 1391				\$75.32	
1,000,000 / 08/2016	26,287	39,930	13,643	\$0.04078	
Color Photocopier/KMBS				\$556.36	
Accounting					
Konica Minolta BH4000P / 42 PPM	77,879	87,880	10,001	\$0.00666	9 years from Intro.
A63R011004678 / 8802 4404				\$66.61	
1,000,000 / 04/2013	0	0	0	\$0.00000	
Black Network Printer / KMBS				\$0.00	
Accounting Accounts Payable					
Konica Minolta BH4000P / 42 PPM	62,019	70,908	8,889	\$0.00666	9 years from Intro.
A63R011004680 / 8802 4003				\$59.20	
1,000,000 / 04/2013	0	0	0	\$0.00000	
Black Network Printer / KMBS				\$0.00	
Business Administrator					
Konica Minolta BH3300P / 35 PPM	13,199	13,925	726	\$0.00666	9 years from Intro.
A63P011001650 / 9355 5738				\$4.84	
750,000 / 04/2013	0	0	0	\$0.00000	
Black Network Printer / KMBS				\$0.00	

Make-Model / Speed Serial Number / Vendor ID Life Expectancy / Model Intro Date Equipment Type / Vendor	07/01/2021 Meter	06/30/2022 Meter	FY22 Annual Volume	Cost/Copy Annual Cost	Recommendations
Main Office					
Konica Minolta BHC3350 / 35 PPM A4Y4011002616 / 9357 5075 750,000 / 01/2014 Color Laser MFP / KMBS	75,829  34,771	90,714  44,322	14,885  9,551	\$0.00529 \$78.74 \$0.06107 \$583.28	8 years from Intro.
Main Office					
Konica Minolta BH808 / 80 PPM A8KN011007774 / 9486 1378 4,000,000 / 06/2016 Black Photocopier / KMBS	230,946  0	284,887  0	53,941  0	\$0.00336 \$181.24 \$0.00000 \$0.00	None at this time.
Superintendent					
Konica Minolta BH3300P / 35 PPM A63P011001376 / 750,000 / 04/2013 Black Network Printer / KMBS	7,754  0	7,789  0	35  0	\$0.00666 \$0.23 \$0.00000 \$0.00	9 years from Intro.
Subtotal Black			110,895	\$466.18	
Subtotal Color			23,194	\$1,139.64	
Overall Black Totals			1,598,299	\$6,279.90	
Overall Color Totals			237,362	\$10,668.79	Your Avg Color CPC is \$0.0449

Estimated color cost savings with your next bid: \$7,058.36 over five years. Our bids are coming in at an average of \$0.039, with our compensation included.

## SPC SERVICE & SUPPLY COST SAVINGS

These tables compare your equipment cost per copy for service and supplies (black prints or copies only) before becoming an SPC client on 06/01/2009 with your projected cost per copy for the new fiscal year through SPC. Annual Volume represents actual FY 22 black print usage. The second table represents your annual and five-year cost savings compared to your previous cost per copy rate.

### BEFORE SPC

Current Volume	Prior CPC	Average Annual Cost
1,598,299	\$0.00809	\$12,930.24

### CURRENTLY WITH SPC

Current Volume	Current CPC*	Current Cost	Cost Savings	5 Year Savings
1,598,299	\$0.00393	\$6,281.32	\$6,648.92	\$33,244.62

\*This CPC is an average of your copiers and printers together. Your copier cpc is substantially lower than this average.

Today the Cooperative Buying of SPC has netted annual cost savings, on average, of  
 $\$6,648.92 \times 13 \text{ years as a Client} = \$86,435.96$  Cost Savings!

## PROJECTED EQUIPMENT COSTS BY BUILDING - BLACK

This table represents PROJECTED expenses for BLACK prints or copies by building based on recent activity. Approximate current paper case costs and **averaged** current annual lease payments are figured in to provide budget information for the upcoming fiscal year.

Building	Projected Black Volume	Projected Black Usage Cost	Approximate Paper Cost	Average Annual Equipment Cost	Total Proj Black Usage Cost
Franklin High School	436,714	\$1,843.51	\$2,761.78	\$6,691.40	\$11,296.69
Franklin Middle School	560,129	\$2,301.96	\$3,542.26	\$8,582.39	\$14,426.60
Paul Smith School	490,561	\$1,960.69	\$3,102.31	\$7,516.45	\$12,579.45
SAU #18	110,895	\$489.52	\$701.30	\$1,699.15	\$2,889.97
<b>TOTALS</b>	<b>1,598,299</b>	<b>\$6,595.69</b>	<b>\$10,107.64</b>	<b>\$24,489.39</b>	<b>\$41,192.72</b>

### SPC EQUIPMENT BIDS:

You can experience significant cost savings on equipment and service & supplies if you did an upgrade. See next page for details.

Current bids are coming in between 12% to 22% of Retail compared with the current Salesman's Cost of 50% of Retail.

For Example, a 55-page-per-minute Konica Minolta BizHub C551 with RADF, Duplexing, Finisher, 3-Hole Punch, CIF-Print-Color Scan-Hard Drive for Secure Print and fax board with a Retail Cost of \$37,199 can be purchased for \$4,341... That's 12% of Retail! Our prices are negotiated with and supported directly by the manufacturer.

### SPC Upgrades for 2022

Client	Contact	Total Annual Volume	Number of Machines	Former Vendor	Vendor Awarded	Annual Cost Savings	5 Year Cost Savings	Print Management Software Added*
SAU 36 - White Mountains Regional SD	Kris Franklin	2,884,577	46	Visual Edge-OSV	Symquest	\$11,704.62	\$58,523.10	STARDoc Only
SAU 61 - Farmington	Brian Cisneros	2,857,215	42	Same	KMBS	\$7,383.00	\$36,915.00	PaperCut & STARDoc
SAU 66 - Hopkinton	Michael Flynn	2,460,750	78	Global-Conway	KMBS	\$29,956.00	\$149,780.00	PaperCut & STARDoc
SAU 68 - Lincoln/Woodstock	Debbie O'Connor	815,437	13	Same	KMBS	\$4,302.00	\$21,510.00	PaperCut & STARDoc
SAU 80 - Shaker Regional SD	Debbie Thompson	2,896,042	23	Same	Budget	\$5,550.00	\$27,750.00	PaperCut & STARDoc
SAU 87 - Mascenic	Lizabeth Baker	2,834,149	59	Same	KMBS	\$15,634.00	\$78,170.00	STARDoc Only
Great Bay E-Learning Charter School	Peter Stackhouse	246,262	8	Same	KMBS	\$1,744.00	\$8,720.00	STARDoc Only
MSAD 37 - Harrington Maine	Ron Ramsay	1,776,270	56	Visual Edge-A-Copi	Ricoh	\$6,953.00	\$34,765.00	STARDoc Only
SAU 54 - Rochester NH	Linda Bartlett	11,900,000	215	Same	KMBS	-\$1,920.00	-\$9,600.00	PaperCut & STARDoc
East Millinocket Schools Maine	Luci Milewski	1,113,369	4	Visual Edge-A-Copi	Ricoh	\$6,449.00	\$32,245.00	STARDoc Only
Washington Central UUSD	Mark Kline	4,000,000	68	Canon & Conway	Symquest	\$26,757.00	\$133,785.00	STARDoc Only
RSU 64 - East Corinth	Rhonda Sperrey	2,698,445	28	Visual Edge-A-Copi	Symquest	\$9,304.00	\$46,520.00	PaperCut & STARDoc
RSU 06 - Bonny Eagle	Scott Nason	8,328,355	109	Visual Edge-A-Copi	Symquest	\$21,350.00	\$106,750.00	PaperCut & STARDoc
RSU 14 - Windham Raymond	Bob Hickey	7,539,568	211	Visual Edge-A-Copi	Symquest	\$48,135.00	\$240,675.00	STARDoc Only
Orleans Southwest Supervisory Union VT	David Martin	2,846,049	24	Visual Edge-OSV	National	\$4,390.00	\$21,950.00	PaperCut & STARDoc
Essex Westford School District VT	Peter Drescher	10,741,439	265	Visual Edge-OSV & National	Symquest	\$100,004.00	\$500,020.00	PaperCut & STARDoc
Sullivan County NH	Derek Ferland	911,018	40	Canon	Symquest	\$14,033.00	\$70,165.00	PaperCut & STARDoc
Winooski School District VT	Nicole Mace	1,848,750	87	Canon	Symquest	\$42,364.00	\$211,820.00	PaperCut & STARDoc
Windham Northeast Supervisory Union VT	Andrew Haas	3,000,000	46	Canon	Symquest	\$39,323.00	\$196,615.00	PaperCut & STARDoc
SAU 43 - Newport NH	Ed Emond	1,772,242	10	Visual Edge-OSV	Symquest	\$18,656.00	\$93,280.00	STARDoc Only
<b>Totals</b>		<b>73,469,937</b>	<b>1,432</b>			<b>\$412,071.62</b>	<b>\$2,060,358.10</b>	

\* Print Management Software: All Clients have SPC STARDoc but some have chosen to acquire additional support that they did not have previously.

<b>TOTALS</b>	<b>82,468,260</b>	<b>69,686,229</b>	<b>73,469,937</b>	
<b>Total New Clients</b>	<b>14,950,000</b>	<b>41,249,400</b>	<b>17,952,178</b>	<< 8 Clients
<b>Total Existing Clients</b>	<b>67,518,260</b>	<b>28,436,829</b>	<b>55,517,759</b>	<< 12 Clients

2022 Award Evaluation	Manufacturer	Volume	Machines
Symquest	Konica Minolta	43,724,394	910
KMBS	Konica Minolta	21,113,813	415
Budget	Konica Minolta	2,896,042	23
Ricoh	Ricoh	2,889,639	60
National	Kyocera	2,846,049	24
<b>TOTALS</b>		<b>73,469,937</b>	<b>1,432</b>

## PROJECTED EQUIPMENT COSTS BY BUILDING - COLOR

---

This table represents PROJECTED expenses for COLOR prints or copies by building based on recent activity. Current paper case costs and averaged annual lease payments are NOT figured in to this table, as they are covered in the black prints report.

Building	Projected Color Volume	Service & Supply Cost
Franklin High School	31,694	\$1,357.14
Franklin Middle School	70,525	\$3,072.45
Paul Smith School	111,949	\$5,576.35
SAU #18	23,194	\$1,196.60
<b>TOTALS</b>	<b>237,362</b>	<b>\$11,202.54</b>



## SERVICE & SUPPLY USAGE PROFILE BY VENDOR - BLACK

This table represents ACTUAL and PROJECTED Service & Supply expenses for BLACK usage broken down by equipment type and vendor. Under SPC's Simplified Billing Program, SPC will invoice you directly for 50% of the Projected Annual Volume in July and January, and then reconcile based on actual usage in June. Although inflation has increased by 9.5% over last year, SPC has capped that increase for **FY23 to only 5%**. In the 30+ years of SPC's history, this is the first time this cap was necessary, but it clearly benefits the client as we continue to save you money.

Vendor	Equipment Type	FY22 Black Volume	FY22 Black Cost/Copy	FY22 Black S & S Costs	FY23 Black Cost/Copy	FY23 Projected Black S & S Costs
Konica-Minolta Business Solutions	Black Network Printer	22,439	\$0.00643	\$144.28	\$0.00675	\$151.46
Konica-Minolta Business Solutions	Black Network Printer	183,939	\$0.00666	\$1,225.03	\$0.00699	\$1,285.73
Konica-Minolta Business Solutions	Black Photocopier	923,678	\$0.00336	\$3,103.56	\$0.00353	\$3,260.58
Konica-Minolta Business Solutions	Black Photocopier	110,392	\$0.00423	\$466.96	\$0.00444	\$490.14
Konica-Minolta Business Solutions	Color Laser MFP	19,227	\$0.00529	\$101.71	\$0.00555	\$106.71
Konica-Minolta Business Solutions	Color Photocopier	235,990	\$0.00336	\$792.93	\$0.00353	\$833.04
Konica-Minolta Business Solutions	Color Photocopier	102,634	\$0.00434	\$445.43	\$0.00456	\$468.01
<b>TOTALS AND AVERAGES</b>		<b>1,598,299</b>	<b>\$0.00393</b>	<b>\$6,279.90</b>	<b>\$0.00413</b>	<b>\$6,595.69</b>

## SERVICE & SUPPLY USAGE PROFILE BY VENDOR - COLOR

This table represents ACTUAL and PROJECTED Service & Supply expenses for COLOR usage broken down by equipment type and vendor. Under SPC's Simplified Billing Program, SPC will invoice you directly for 50% of the Projected Annual Volume in July and January, and then reconcile based on actual usage in June. Although inflation has increased by 9.5% over last year, SPC has capped that increase for FY23 to only 5%. In the 30+ years of SPC's history, this is the first time this cap was necessary, but it clearly benefits the client as we continue to save you money.

Vendor	Equipment Type	FY22 Color Volume	FY22 Color Cost/Copy	FY22 Color S & S Costs	FY23 Color Cost/Copy	FY23 Projected Color S & S Costs
Konica-Minolta Business Solutions	Color Laser MFP	12,019	\$0.06107	\$734.00	\$0.06412	\$770.66
Konica-Minolta Business Solutions	Color Photocopier	175,490	\$0.04078	\$7,156.48	\$0.04282	\$7,514.48
Konica-Minolta Business Solutions	Color Photocopier	49,853	\$0.05573	\$2,778.31	\$0.05852	\$2,917.40
<b>TOTALS AND AVERAGES</b>		<b>237,362</b>	<b>\$0.04495</b>	<b>\$10,668.79</b>	<b>\$0.04720</b>	<b>\$11,202.54</b>

## LEASED/OWNED EQUIPMENT DETAILS

---

Total Number of Machines Under Contract	56
Number of Machines on Lease	16
Number of Machines Owned	40
Number of Rental/Loaner Machines	0

Lease Company	Norway Savings Bank
Term	5 Annual
Annual Payment usually due on 8/1	\$24,489.39
Lease Start Date	08/02/2018
Lease End Date	08/01/2023
Remaining Payments	1

\*The Lease End Date has no bearing on Service & Supply and Warranty Contracts.

## LEASED EQUIPMENT

Building	Room	Make/Model	Serial Number
Franklin High School	Main Office Workroom	Konica Minolta BHC558	A79K011015700
Franklin High School	Room 104A Cooking Room	Konica Minolta BH330IP	A63P015001737
Franklin High School	Room 119 Copy Room Downstairs	Konica Minolta BH808	A8KN011008020
Franklin High School	Room 255 Library	Konica Minolta BHC558	A79K011016231
Franklin Middle School	Copy Room Down	Konica Minolta BH808	A8KN011007863
Franklin Middle School	Room 005 Main Office	Konica Minolta BH658	AA6R011001562
Franklin Middle School	Room 024 Library	Konica Minolta BHC558	A79K011015739
Franklin Middle School	Room 12 Teachers' Room Upstairs	Konica Minolta BH808	A8KN011007801
Paul Smith School	Guidance Rm 202	Konica Minolta BH330IP	A63P015002042
Paul Smith School	Main Office Workroom	Konica Minolta BHC558	A79K011016097
Paul Smith School	Room 101 Nurse's Office	Konica Minolta BH330IP	A63P015001814
Paul Smith School	Room 105 New Wing	Konica Minolta BH808	A8KN011007839
Paul Smith School	Room 226 Bookroom	Konica Minolta BH808	A8KN011008238
Paul Smith School	Title I Alley	Konica Minolta BH330IP	A63P015002030
SAU #18	Accounting	Konica Minolta BHC458	A79M011027274
SAU #18	Main Office	Konica Minolta BH808	A8KN011007774

## OWNED EQUIPMENT

Building	Room	Make/Model	Serial Number
Franklin High School	CAP (St. Mary's)	Konica Minolta BH4000P	A63R011004663
Franklin High School	Curriculum	Konica Minolta BH3300P	A63P011001248
Franklin High School	Guidance Office	Konica Minolta BH554E	A61D011002491
Franklin High School	Room 107 Music Department	Konica Minolta BH3300P	A63P011001239
Franklin High School	Room 114 Adult Ed Classroom	Konica Minolta BH3300P	A63P011003020
Franklin High School	Room 115A	Konica Minolta BH3300P	A63P011000501
Franklin High School	Room 201 English Department	Konica Minolta BH4000P	A63R011004669
Franklin High School	Room 206 Teachers Room Upstairs	Konica Minolta BH808	A8KN011008234
Franklin High School	Room 218 District Special Ed Office	Konica Minolta BH754	A55V017001529
Franklin High School	Room 227 Nurse	Konica Minolta BH3300P	A63P011001221
Franklin High School	Room 231 Athletics	Konica Minolta BH4000P	A63R011004667
Franklin High School	Room 256 Library Office	Konica Minolta BH3300P	A63P011001235
Franklin High School	Room 305 Math Department	Konica Minolta BH4000P	A63R011004657
Franklin High School	Room 310 Science	Konica Minolta BH4000P	A63R011004658
Franklin High School	Special Ed Office	Konica Minolta BH554E	A61D011001579
Franklin Middle School	IT Annex Room 41	Konica Minolta BHC3350	A4Y4011003102
Franklin Middle School	IT Annex Room 42	Konica Minolta BH3300P	A63P011001240
Franklin Middle School	Room 002 Principal's Office	Konica Minolta BH3300P	A63P011001232
Franklin Middle School	Room 003 Assistant Principal	Konica Minolta BH3300P	A63P011001231
Franklin Middle School	Room 009 Nurse's Office	Konica Minolta BH3300P	A63P011001669
Franklin Middle School	Room 011 Food Service Director	Konica Minolta BH3300P	A63P011001219
Franklin Middle School	Room 019	Konica Minolta BH3300P	A63P011001236
Franklin Middle School	Room 026 Library Side Office	Konica Minolta BH3300P	A63P011001113
Franklin Middle School	Room 055 Guidance Office Lower Level	Konica Minolta BH3300P	A63P011001237
Franklin Middle School	Room 058 Special Ed Therapy	Konica Minolta BH454E	A61E011004020
Franklin Middle School	Room 065 Art Room	Konica Minolta BH3300P	A63P011001244
Franklin Middle School	Room 066 Guidance Office	Konica Minolta BHC3350	A4Y4011002429
Franklin Middle School	Room 23 Upstairs Lab	Konica Minolta BH4000P	A63R011004661
Franklin Middle School	Room 33	Konica Minolta BH4000P	A63R011004655
Franklin Middle School	Room 44	Konica Minolta BH4000P	A63R011004478
Franklin Middle School	Room 57	Konica Minolta BH3300P	A63P011001234
Franklin Middle School	Room 62	Konica Minolta BH4000P	A63R011004675
Paul Smith School	Room 204 Special Ed	Konica Minolta BH4000P	A63R011004672
Paul Smith School	Room 219 Hallway	Konica Minolta BHC554	A5AY011007267
Paul Smith School	Room 219 Special Ed	Konica Minolta BH3300P	A63P011001223
SAU #18	Accounting	Konica Minolta BH4000P	A63R011004678

Building	Room	Make/Model	Serial Number
SAU #18	Accounting Accounts Payable	Konica Minolta BH4000P	A63R011004680
SAU #18	Business Administrator	Konica Minolta BH3300P	A63P011001650
SAU #18	Main Office	Konica Minolta BHC3350	A4Y4011002616
SAU #18	Superintendent	Konica Minolta BH3300P	A63P011001376

## STARDoc USER NAMES

---

Name	User Name
Carrie Charette	ccharette@gm.saul8.org
Dan Legallo	dlegallo@gm.saul8.org
Jefferson Braman	jbraman@gm.saul8.org
Jim Dunlap	jdunlap@gm.saul8.org
Joyce Baca	jbaca@gm.saul8.org
Ken Darsney	kdarsney@gm.saul8.org
Pam MacDonald	jandrus@gm.saul8.org
Robyn Dunlap	rdunlap@gm.saul8.org
Robyn Keane	rkeane@gm.saul8.org
Susan Blair	sblair@gm.saul8.org

STARDoc user names are managed by the Account Administrator, usually the IT Director. If there are any changes that need to be made, please notify your Account Administrator or SPC.



## Benefits of partnering with SPC

### Top Benefits to our CLIENTS:

#### 1. Cooperative Buying

- By definition, is a model that allows a group of buyers with a common interest to pool their buying power in order to negotiate more favorable pricing and better service. SPC's model allows you to pick your preferred vendor!
- SPC's pricing is so strong we pay for our own fee by acquiring prices lower than what you can do on your own.
- We will save you money benefiting from the combined purchasing power of 69 clients with almost 4500 devices doing 176 million copies and prints annually. For FY22 we purchased 1,432 machines with over 73 million prints out to bid.
- We will save you time by preparing your bid, negotiating with vendors/manufacturers, presenting a total bid analysis, and managing the implementation.
- We will save you frustration by managing your contracts for up to five years from the date of installation.

#### 2. Exclusive STARDoc Software

- STARDoc: System for Tracking And Reporting Documents.
- Maps all devices and sets up 'Interactive Live Floor Plans' of all printing devices, showing you a Before and After Upgrade look; provides a visual for all decision makers over the next five years.
- STARDoc studies your printing habits and is able to predict your year-end cost months in advance, before you receive your year-end reconciliation invoice.
- Sets up your next year's budget at the click of a mouse.

#### 3. Simplified Billing Program

- Removes the confusion out of billing.
- Eliminates variety of invoices from multiple vendors that come monthly and/or quarterly.
- THREE detailed, easy-to-read invoices are sent each year from ONE billing source.
- Reconciles all of your devices at the end of the year; you pay only for what you use; no minimums.



#### 4. Five-Year Equipment Replacement Schedule

- SPC's staff surveys key locations that determine life of existing equipment.
- Specs out new equipment needed: Does not allow vendors to undersize during the bidding process.
- Manages the entire bid process down to the install.

#### 5. Annual Report

- A crucial document that extends the life of your equipment, often getting 8 to 10 years of guaranteed performance! Flags copying trends within your organization such as overusage.
- You get an overview of your current equipment situation, reports associated with copying and printing costs and, if needed, recommendations for addressing situations posing a problem.

#### 6. Vendor Neutral

- SPC does not recommend just one brand; we suggest what's best for you with serviceability in mind.
- We present you with the bid results and offer recommendations, yet the decision is yours to make.

SPC has been serving their clients since 1988, saving millions of dollars along the way.

Based on current actual volumes and CPCs, SPC has generated Annual Savings of almost \$1.5 million for all of our clients.  
That translates into Savings of more than \$7 million over five years!



## SPC Values Our Vendors

### Overall Benefits to Our Vendors

- Opportunities brought to vendor - Over 1,400 units purchased in FY22 running over 73 million prints
- SPC is well respected in the industry
- SPC values our vendors and speaks highly of them to our clients
- National Contracts that are all negotiated with the manufacturers at your disposal

### Vendor Benefits Pre-Bid & During the Bid Process:

- Sharing of previous bid results that help you to negotiate with your manufacturers
- On-Site Survey of client requirements including mapping all devices
- Writing of the *Five-Year Equipment Replacement Schedule* (Bid Specs)
- Vendor Bid Portal: Greatly reduces bid input time; reduces time from bid submission to bid presentation to the clients in our cooperative
- Control of Bid Specs (Not allowing any vendor to underbid or offer discontinued equipment)
- Selling of vendors' 'Value Add' directly to our clients after the bids are in; Client has the right to pay more than low bid, if desired

### Vendor Benefits Before & During Installation

- Digital Needs Analysis: Matching up the machine to installation site
- Schedule and coordinate Vendor meeting with Client
- Cover the cost of ESP surge protectors, electrical wiring, computer interface and any unexpected costs
- Manage and audit installation
- Capture final meter reads and close books on old devices & contracts

## Vendor Ongoing Support

- Yearly meter reads
- Simplified Billing: SPC manages billing and payment directly with Client and Vendor
- STARDoc: System for Tracking And Reporting Documents... Manages the budget
- Annual Reports that flag machines that are being overused and underused thus improving reliability
- Mediating warranty issues in sensitive locations

## Why do some vendors hesitate to bid?

- Vendors worry that bidding will reduce their margins
- If word gets out on pricing, they feel that their other customers will call and ask for similar prices
- Lose control of their account as winning bidder may beat their pricing
- SPC bids are designed to keep specs equal for all, no chance of providing a lesser piece of equipment

**SPC managed over 4,500 Photocopiers and Printers last year.**

**Our relationship with our vendors has never been stronger!**



## STARDoc Features

### Cost Projection by Department or Building

- Allows you to formulate next year's budget as early as December
- Allows you to see the projected usage bill in advance
- Tabulate total budgets and total costs district-wide
- Volume or cost pages allow you to pinpoint specific machines on the floorplans
- Timeline - allows you to track historical volume and costs to compare current budget with past years

### Map your devices on Floorplans

- Identifies detailed information (IP address, serial number, vendor ID, CPC, consumed volume, toner and service alerts)
- Device Information tab allows easy access to the printer/copier web interface
- Asset Management (Servers, Wireless Access Points, IP Cameras, Projectors, Apple TVs)

### Floorplan Administration

- Allows IT and Business Manager to move devices around on floorplan
- Paper trail of device locations after summer break
- Shows Previous Devices, Present Equipment, and Proposed Equipment

### Contacts Page

- Control Access and Permissions to STARDoc
- Toggle Email All (Toner Alerts, Service Alerts, Monthly Audits)

### Device Listing Page

- Centralized location for detailed information of District's assets
- Exportable device listing to Excel or PDF
- Non-Reporting Device listing for devices that haven't reported for more than two weeks
- Tracks additional non-contracted devices
- IP Addresses and MAC addresses imported automatically
- Strikethrough on machines that have been removed

### Monthly Audits

- Monthly Cost Snapshot
- Shows number of devices not reporting to help improve projections accuracy

### Last Sync Date

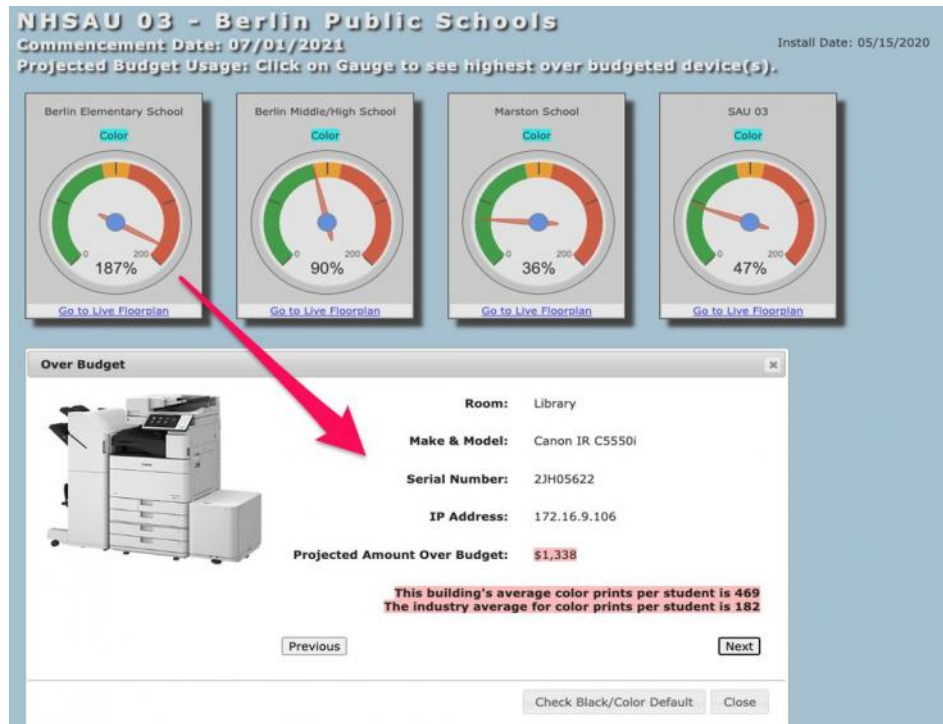
- Shows the last time FM Audit synced for equipment

## Over-Budget Report

- Request service history on any machine right through STARDoc.
- Catch overused equipment early, before equipment begins to break down due to overuse.

## Five-Year Fleet Management (FYFM)

- Interactive tool that examines printing habits
- Flags potential problem areas
- Helps identify equipment with high color usage



## NEW VENDOR CATEGORIES

---

In the past we had two vendor categories: Cooperative and Uncooperative. In 2021 we added a third category:

### **Premier: defined as consistently providing ...**

- Quality bids to SPC
- Quality service with a four-hour or less average response time
- Reliable equipment and competitive pricing
- Support to SPC and our mutual clients to resolve concerns
- **Current Premier Vendors**
  - Budget Document Technologies
  - Konica Minolta Business Solutions
  - National 1927
  - Ricoh USA
  - SymQuest Group

### **Cooperative: defined as ...**

- Providing bids as required but lacking in one or more areas listed above, or they have yet to provide a history of strong support

### **Uncooperative: defined as ...**

- Rarely submitting bids to SPC
- Encourages SPC clients to breach existing contracts and undermines SPC's bid process

## WARRANTY RELIEF FUND

---

### Why is it Needed?

With the recent pandemic, schools and businesses shut down. In FY20 credits owed were around \$389,000. However, your contracts stipulate that any unused service and supplies are to be refunded. While this may seem like good news, what if the vendor is unable or unwilling to repay those funds? Many companies outside of the copier industry are already filing for bankruptcy. SPC's legitimate concern is, what if this hits the copier industry and we can no longer access the funds owed to the client?

### Other Concerns:

- Vendor refuses to honor a Warranty
- Equipment is no longer under a vendor Warranty
- Vendor refuses to honor a Service-and-Supply Contract at the agreed-upon pricing.
- Vendor gets sold to a venture capitalist entity or to a risky new owner with limited cash reserves

### Purpose:

Since 1989, SPC's goal is to shelter our clients from Industry upheavals. This fund is to set aside monies that can be used by any client, if a need arises.

Funding Source: Initially, \$200,000 no-interest personal loan. To be paid back from two sources...

- Wholesale Trades... For over 10 years these funds have been set aside for warranty replacement units since the industry would provide the same cash price with or without the trade.
- Equipment Purchases... 2% of the gross will be set aside with each upgrade.

### Who Benefits?

All SPC clients...like any insurance fund, by pooling funds from SPC's entire client base, any losses are eliminated.

## WARRANTY RELIEF EQUIPMENT BASE

---

### Why is it Needed?

As with credits owed to clients for unused copies, sometimes equipment needs to be replaced or added but there are no funds in the budget. Rather than relying solely on the Warranty Relief Fund, SPC will have an inventory of high-quality, low-meter copiers and printers to use as replacements or additional equipment as needed at a lower cost to the client than a new machine.

### Other Concerns:

- Equipment is no longer under a vendor Warranty
- Vendor refuses to honor a Warranty
- Equipment is damaged by user and not covered under the Warranty

### Purpose:

- To replace or add a machine when needed

### Who Benefits?

- All SPC clients...by pooling high-quality equipment from past client upgrades, equipment can be replaced with minimal impact on the client