



*Specialized Purchasing Consultants*

PO Box 190  
Gorham, NH 03581  
(800) 750-1538  
[www.spccopypro.com](http://www.spccopypro.com)

# 2011-12 Annual Report

## Year - End Photocopier Analysis

With projected costs for 2012-13

John Backus  
MSAD 23 / RSU 87  
44 Plymouth Road  
Carmel, ME 04419



**Specialized Purchasing Consultants Corp.**  
*Serving Maine & New Hampshire since 1988*

October 2012

Skip Tilton  
President

Corporate Office:  
PO Box 190  
Gorham, NH 03581  
(800) 750-1538  
(866) 281-7596 Fax

John Backus  
MSAD 23 / RSU 87  
44 Plymouth Road  
Carmel, ME 04419

VISIT US ON THE WEB: Dear John:  
[www.spccopypro.com](http://www.spccopypro.com)

Once again the staff at SPC would like to extend our appreciation for being of service to you and your organization for the past *10 years*. Though each year seems to pose unique challenges, we are thrilled with all that we have been able to accomplish on behalf of our clients for the past *24 years*.

In these difficult economic times, our staff continues to be fully committed to assisting your organization in achieving goals and objectives relative to new technologies and related costs. In relation to new services, we are excited to bring to your attention *new cost-savings initiatives as well as a new service called SPC STAR Doc* that will continue to meet our mutual goal of improving the quality of service and equipment while reducing your overall cost.

I hope you find the enclosed annual report useful. We are providing you an overview of your current equipment situation, reports associated with copying and printing costs and, if needed, recommendations for addressing situations posing a problem now or could become a problem in the near future.

Thank you again for allowing SPC the opportunity to be of service. If you have any questions or are in need of more information, please let us know.

Sincerely,

Skip Tilton  
President

---

---

## *Table of Contents*

The SPC Team .....	1
Equipment Health Status.....	3
Aging Equipment Summary .....	4
Average Student to Copy Usage – Black Only.....	8
Average Student to Copy Usage – Color Only .....	12
Black & Color Usage Comparisons .....	11
Usage Profile for Service & Supplies .....	13
SPC Service & Supply Cost Savings .....	24
Projected Equipment Costs by Building - Black .....	25
Service & Supply Usage Profile by Vendor - Black.....	26
Projected Equipment Costs by Building - Color.....	27
Service & Supply Usage Profile by Vendor - Color.....	28
Reprographic Equipment Assessment .....	29
Leased Equipment.....	30
Owned Equipment .....	31
Active Reprographic Equipment & Manufacturers .....	32
Improved SPC Services .....	33
SPC's Service & Supply Contract – Purpose & Sample .....	35
SPC's Dual-Layered Warranty – Purpose & Explanation.....	36

## The SPC Team

would like to personally thank you for your continued trust and confidence!



**Skip Tilton, President**

**Billie Jo Tilton, Vice President**

As co-founders of SPC, Billie Jo and I are very proud of our team of professionals. The concept of group purchasing to save millions has grown since 1988 into providing over 16 different managerial services that increase reliability and extend the life of your equipment. However, none of this would have been possible without the loyalty of over 117 clients (3200+ machines with 1.7 billion prints over five years). Together, we have realized the lowest prices possible while improving the quality of your service and



equipment.



**Paul Garozzo**

*General Manager*

As General Manager my goal is ensure our clients are pleased with our services and also provide solutions that are efficient, productive and reduce cost. With my 23 years in the copier industry, I will use my experiences to achieve this

goal. In addition, I will be utilizing our new SPC STARDoc system to further enhance SPC services. Clients will now have the benefit of visually seeing where all their devices are located and project future expenses. I could not be more excited to join the SPC team.

**Glen Fortier**

*Auditor, Electronic Specialist & Equipment Implementation*

With 24 years of experience in the electrical field, I look forward to continually meeting and helping all of you with your reprographic needs. It is my sincere commitment to ensure all machine changes are as smooth as possible.



**Derik Brasher**

*Administration & Finance Manager*

SPC is committed to providing cost-effective and reliable reprographic platforms to our community of clients. My 20+ years of experience in corporate management will be key in

strengthening the relationships between SPC's clients and vendors. I will be focused on responding to your inquiries with the goal of solving any issues that may arise in a timely and efficient manner. Providing quality customer service is my top priority.

**Alex Webster**

*Director of Customer Relations*

It is a great pleasure for me to join the SPC team. One of my responsibilities will be creating detailed maps of your Copiers/Printers and will be assisting the team in monitoring all of your equipment. My background as a

Network Technician and my experience in Customer Service will allow me to give our clients the level of service that they have come to expect from SPC. It is my personal goal to aid in fulfilling each and every promise made to our valued clients.



## *The SPC Team Continued....*



**Robert B. Dutil**

*Director of Information Technology*

I have been working with SPC since February 2000. SPC's honesty, work ethics and loyalty have made my experience with the company a pleasurable journey. SPC is

constantly trying to improve their technology to better serve their clients. My goal has been to give our clients and associates the best tools available to allow them to be more productive. By doing this, our clientele has the ability to monitor their assets and keep their costs down. I am excited about what the future holds for SPC and our clients.

**Rachel Guay**

*Accounting Coordinator*

I am responsible for the majority of the accounting communications between SPC and its vendors and clients. I will rely upon my years of experiences and my strong attention to detail to ensure our client's needs are well served. It is my goal to work accurately and efficiently and to uphold the high standards of customer satisfaction that SPC has provided to their customers. I look forward to establishing a strong working relationship with each and every one of you.



**Pam Weed**

*Client-Vendor Relations*

SPC's clients are my Number One priority. When you have a question, concern, need, or problem related to equipment, service or billing, I am available to assist you in getting it resolved promptly. I am pleased to be able to act as liaison between our

clients and vendors to ensure smooth transitions or quick resolutions.

**Anne Arbore**

*Administration*

Since many of our clients are educational systems, I find it satisfying to know that my co-workers and I have made a contribution toward their success by assisting them in saving on their budgets for reprographic equipment, providing better quality equipment to work with and freeing their resources for other needs.



**Laura Lynch**

*Marketing Coordinator & Client Relations*

As a member of the SPC team for the past 12 years as their website designer, I am excited to take on this new position. Some of my responsibilities will include

scheduling essential meetings with our clients and vendors, creating new marketing collateral and developing new clients. I look forward to establishing a closer relationship with each of our clients.

## Equipment Health Status

Total Number of Machines:	27
Total Black Photocopiers	9
Total Low Cost of Operation Black Network Printers	9
Total High-Speed Duplicators	0
Total Color Photocopiers (including MFP)	6
Total Low Cost of Operation Color Network Printers	3
Total Removed from Service:	0
# of Units OFF Xerox Service Contract:	4
# of Units Approaching End of Warranty:	10
# of Units Overused:	0
# of Units Underused:	0
# of Units Connected to Network with Print and/or Scan	23
Commencement Date:	5/1/2009
# of Annual Payments Left on Lease	1
All Warranties and Service Contracts Expire:	6/30/2014
Print Management Software Loaded	No
LENP Contract Signed	No

NOTE: When a machine goes off warranty, it does not mean that the service contract expires. It simply means that if a replacement machine becomes necessary, it may not be at "no charge."

John,

- Volumes for both Color and Black Prints are increasing
- Are there any other HP volume?
- Allot of units approaching end of life
- Only one payment left
- You may want to schedule an upgrade after you make your scheduled payment in August. That way you are not rolling over any principal
- You should survey at our earliest convenience but before school is out

Skip

## *Aging Equipment Summary*

The following equipment is seven or more years from the date they were first offered for sale by the manufacturer. This is a major factor because availability of parts, cost of operation and warranties all become diminished at 10 years from the date of Intro. Usage, age, and service history need to be considered to see if they are due for replacement soon.

Building	Department	Make/Model	Serial #	Vendor ID	Intro Date
Caravel Middle	Conference Room	Ricoh 2051	K4455500559	11641009	11/2004
Caravel Middle	Library	Ricoh AP410	Q3256900739	11641008	03/2005
Caravel Middle	Storage	Xerox 8550DP	WYP040197		06/2005
Carmel Elementary	1 <sup>st</sup> Grade Portable	Xerox 8550DP	WYP043358		06/2005
Carmel Elementary	Main Office	Canon 5020i	JCT02759	11908495	06/2003
SAD 23 Bus Garage	Office	Ricoh 1515	K2059101532	475FT	07/2003
SAD 23 District Office	Main Office	Ricoh 2045	K2955602573	11413103	05/2003
Smith Elementary	Computer Lab	Ricoh 2051	K4455700630	11641036	11/2004
Smith Elementary	Portable	Xerox c2424	VVK007514		03/2005
Smith Elementary	Special Ed Classroom	Ricoh AP410	Q3256900746	11413488	03/2005
Smith Elementary	Storage	Xerox 8550DP	WYP045738		06/2005



---

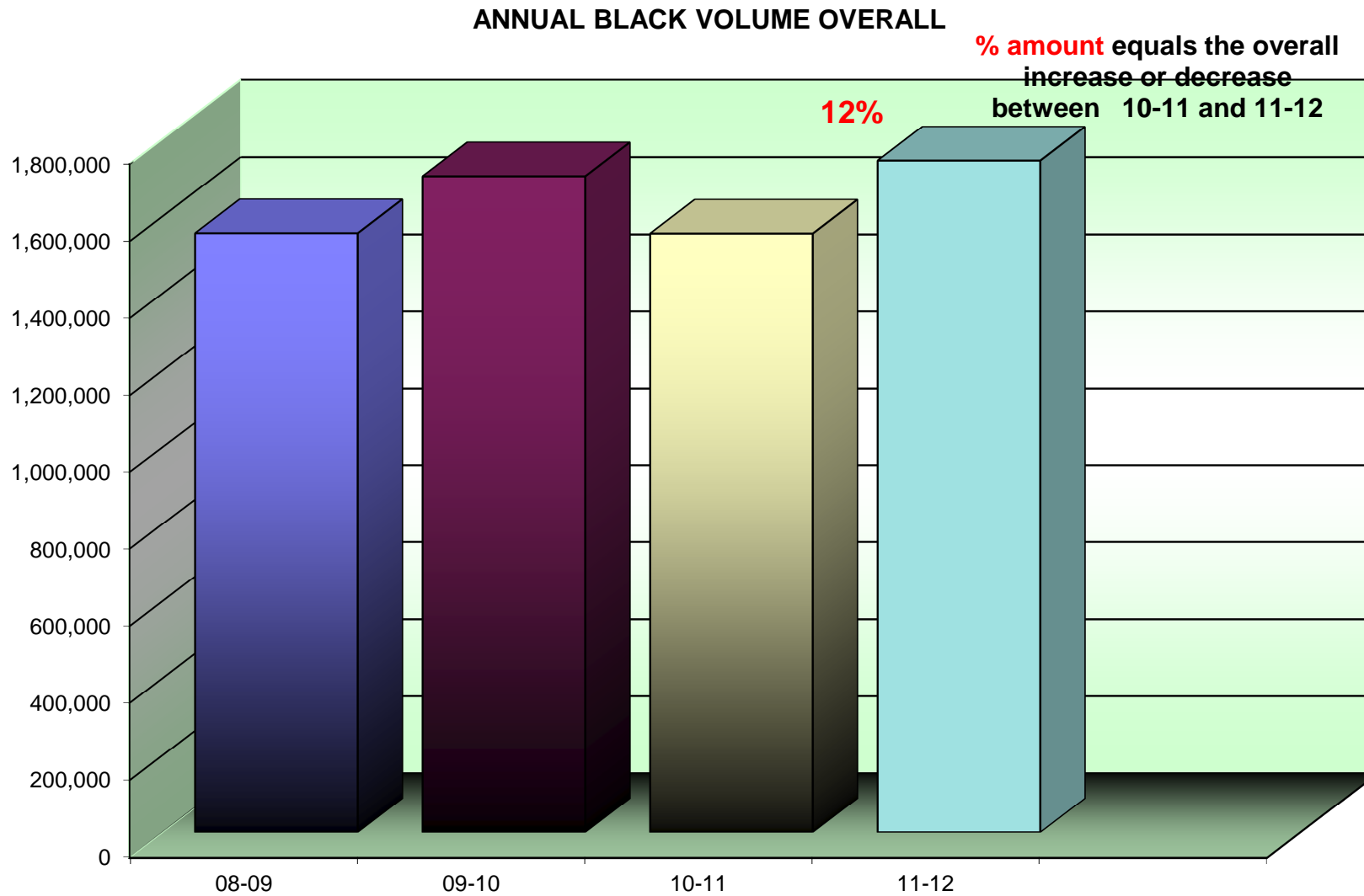
---

*Expiring or Expired Xerox Service Contracts*

Building	Department	Make/Model	Serial #	Service Contract Expiration Date
Caravel Middle	Storage	Xerox 8550DP	WYP040197	11/15/10
Carmel Elementary	1 <sup>st</sup> Grade Portable	Xerox 8550DP	WYP043358	11/15/10
Smith Elementary	Portable	Xerox c2424	VVK007514	11/15/10
Smith Elementary	Storage	Xerox 8550DP	WYP045738	11/15/10

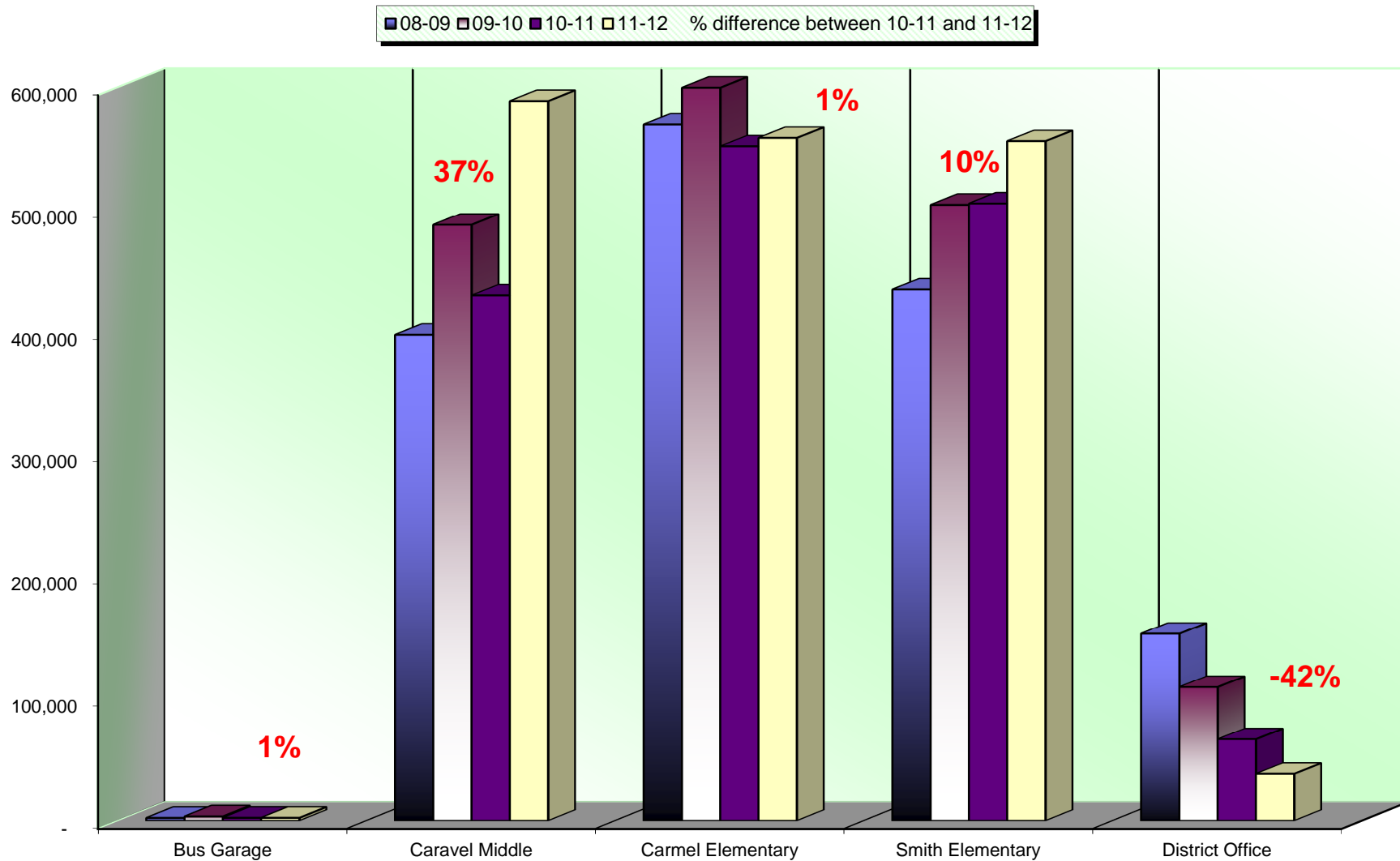


This report uses current trends for black volume to project future costs and potential equipment needs on an overall basis.



This report uses current trends for black volume to project future costs and potential equipment needs by building.

### ANNUAL BLACK VOLUME BY BUILDING



## Average Student to Copy Usage – Black Only

Using the projected costs by building as the basis, this table represents the projected average usage and cost per student for each building.

<i>Building Name</i>	<i>Student Population</i>	<i>Annual Volume</i>	<i>Total School Cost*</i>	<i>Annual Copies Per Student</i>	<i>Annual Cost Per Student</i>
Caravel Middle	210	588,769	\$9,529.18	2,804	\$39.70
Carmel Elementary	221	558,471	\$8,957.64	2,527	\$35.42
SAD 23 Bus Garage	0	2,412	\$38.84	0	\$0.00
SAD 23 District Office	0	38,392	\$606.94	0	\$0.00
Smith Elementary	246	555,839	\$9,181.19	2,260	\$32.75
<b>Totals</b>	<b>677</b>	<b>1,743,883</b>	<b>\$28,313.79</b>	<b>2,576</b>	<b>\$36.61</b>

\*Total School Cost refers to the cost of Service, Supplies, Paper, and Equipment.

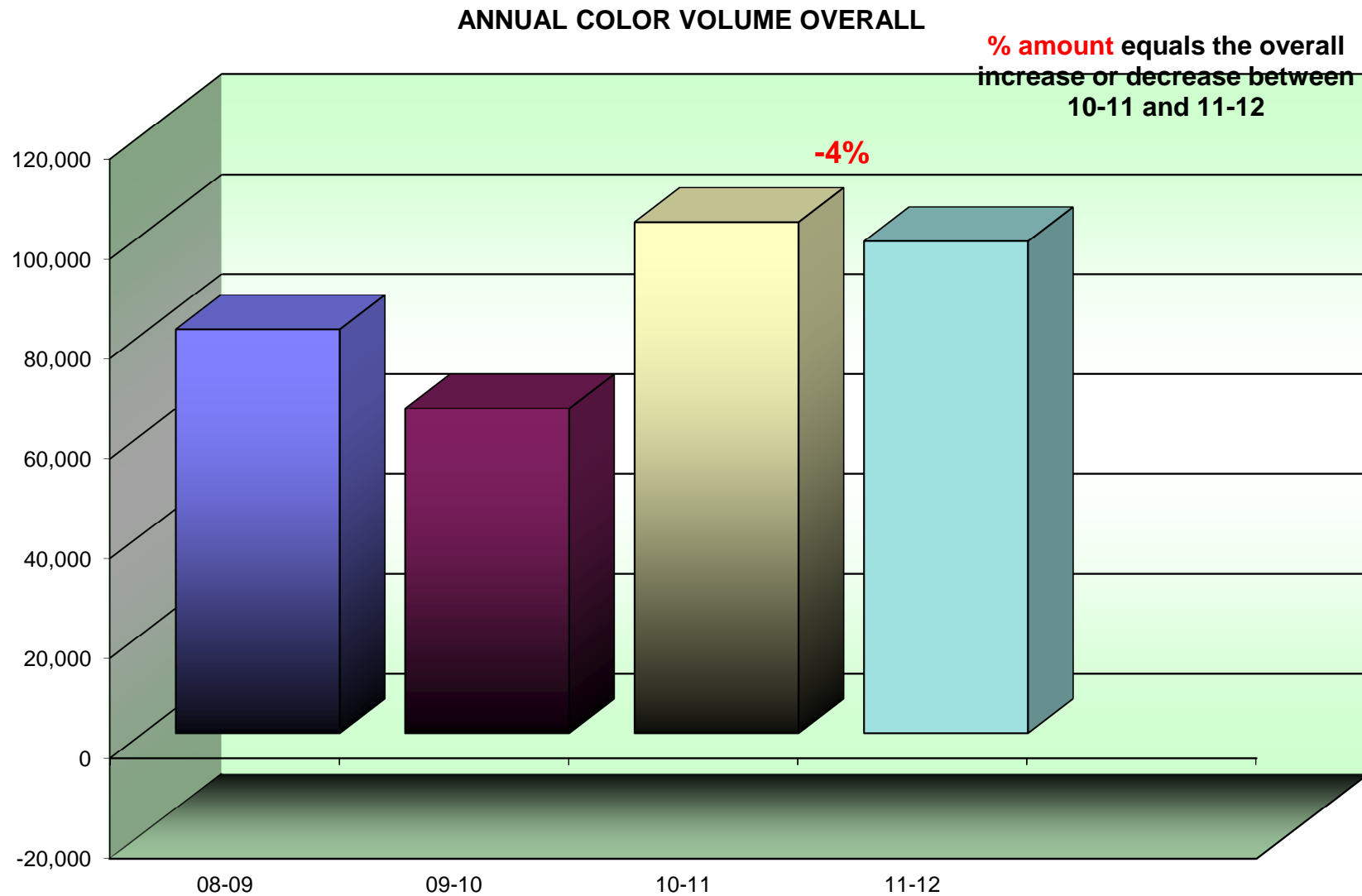
## Cost Comparison Black Only

This is an SPC Comparison contrasting your district with 84 client school districts throughout the states of Maine, New Hampshire, and Vermont. By comparing to the Average Student to Copy Usage, this will help you to set up future budgets if student populations increase or decrease within the district or if you plan to build an addition or a new school.

	<i>Total Student Population</i>	<i>Total Annual Volume</i>	<i>Total District Cost*</i>	<i>Annual Copies Per Student</i>	<i>Annual Cost Per Student</i>
<b>All Schools w/student populations</b>	<b>131,784</b>	<b>307,171,835</b>	<b>\$5,571,341.44</b>	<b>2,331</b>	<b>\$42.28</b>

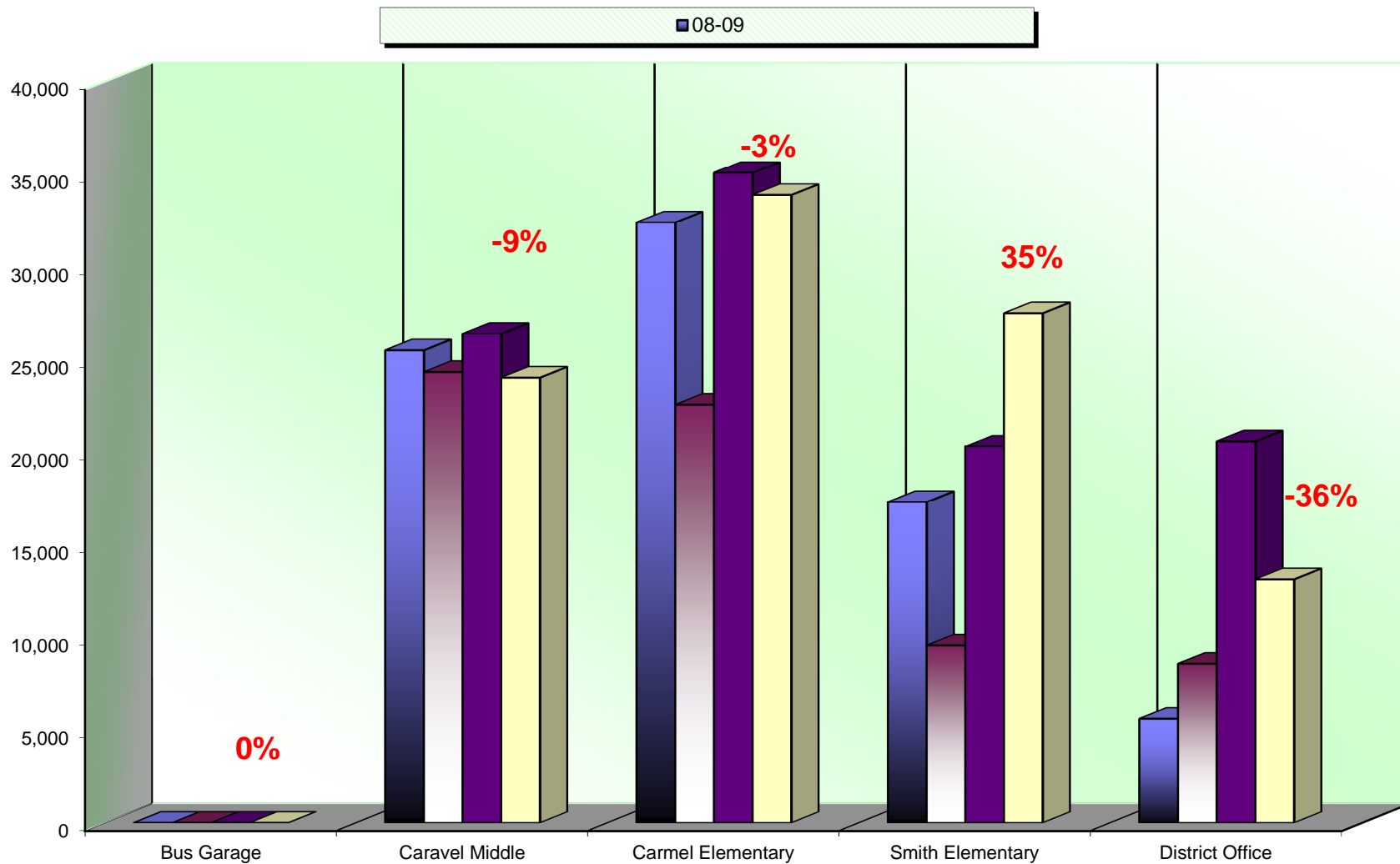
\*Total District Cost refers to the cost of Service, Supplies, Paper, and Equipment.

This report uses current trends for color volume to project future costs and potential equipment needs on an overall basis.



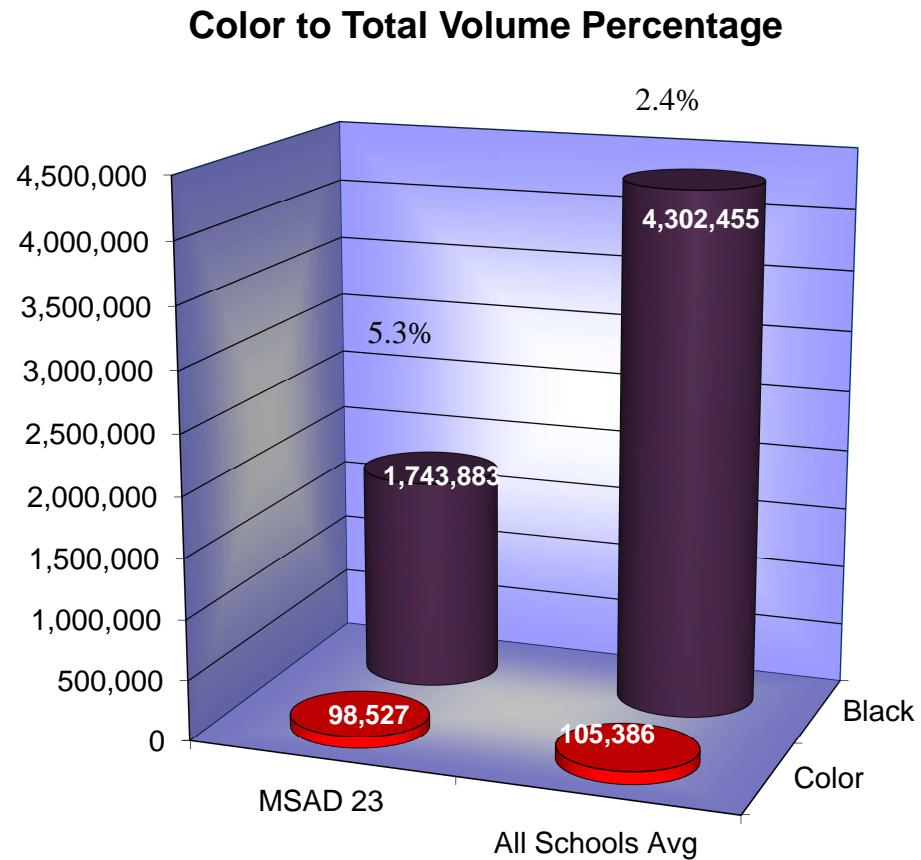
This report uses current trends for color volume to project future costs and potential equipment needs by building.

### ANNUAL COLOR VOLUME BY BUILDING



## Black & Color Usage Comparisons

This chart compares your current usage ratios to the average of all SPC client school districts.



## Average Student to Copy Usage – Color Only

Using the projected costs by building as the basis, this table represents the projected average usage and cost per student for each building.

<i>Building Name</i>	<i>Student Population</i>	<i>Annual Volume</i>	<i>Total School Cost*</i>	<i>Annual Copies Per Student</i>	<i>Annual Cost Per Student</i>
Caravel Middle	210	24,022	\$951.08	114	\$4.53
Carmel Elementary	221	33,881	\$1,774.88	153	\$8.03
SAD 23 Bus Garage	0	0	\$0.00	0	\$0.00
SAD 23 District Office	0	13,139	\$755.78	0	\$0.00
Smith Elementary	246	27,485	\$1,335.98	112	\$5.43
<b>Totals</b>	<b>677</b>	<b>98,527</b>	<b>\$4,817.73</b>	<b>146</b>	<b>\$7.12</b>

\*Total School Cost refers to the cost of Service, Supplies, and Paper; Equipment Lease costs are not figured into color averages.

## Cost Comparison – Color Only

This is an SPC Comparison contrasting your district with 84 client school districts throughout the states of Maine, New Hampshire, and Vermont. By comparing to the Average Student to Copy Usage, this will help you to set up future budgets if student populations increase or decrease within the district or if you plan to build an addition or a new school.

	<i>Total Student Population</i>	<i>Total Annual Volume</i>	<i>Total District Cost*</i>	<i>Annual Copies Per Student</i>	<i>Annual Cost Per Student</i>
<b>All Schools w/student populations</b>	<b>131,784</b>	<b>7,377,029</b>	<b>\$486,775.63</b>	<b>56</b>	<b>\$3.69</b>

\*Total District Cost refers to the cost of Service, Supplies and Paper. Equipment is calculated only into the Black Volume.



## Usage Profile for Service & Supplies

The usage analysis shown here provides an overview of the usage of each piece of equipment currently under contract and monitored by SPC. Projected Volume comparison is based on projected volume figured on your most recent Five-Year Equipment Replacement Schedule.

*Date of Last Upgrade: 5/1/2009*

<i>Make-Model / Speed</i>							
<i>Serial Number / Vendor ID</i>							
<i>Life / Intro Date</i>							
<i>Connectivity / Printer Exp Date</i>							
<i>Vendor</i>	<i>7/1/2011 Meter</i>	<i>6/30/2012 Meter</i>	<i>2011/12 Annual Volume</i>	<i>2012/13 Projected Volume</i>	<i>Volume Difference</i>	<i>Cost/Copy Annual Cost</i>	<i>Recommendations</i>
<b>Caravel Middle</b>							
<b>6th Grade</b>							
Ricoh 8200DN 50 CPM	0	32,883	32,883	0	32,883	\$0.003900	<b>None at this time.</b>
S3716400234 / 12281495						\$128.24	
1,000,000 / 06/2008	0	0	0	0	0	\$0.00000	
Black Network Printer						\$0.00	
Connected							
<b>IKON</b>							
<b>Conference Room</b>							
Ricoh 2051 51 CPM	1,094,282	1,219,754	125,472	153,557	-28,085	\$0.004440	<b>8 years from Intro.</b>
K4455500559 / 11641009						\$557.10	
3,000,000 / <b>11/2004</b>	0	0	0	0	0	\$0.00000	
Black Photocopier						\$0.00	
Not Connected							
<b>IKON</b>							
<b>Foreign Language Portable</b>							
Ricoh 4100N 31 CPM	5,484	9,297	3,813	16,016	-12,203	\$0.005170	<b>None at this time.</b>
S2076800371 / 11641061						\$19.71	
750,000 / 04/2007	0	0	0	0	0	\$0.00000	
Black Network Printer						\$0.00	
Connected							
<b>IKON</b>							

Date of Last Upgrade: 5/1/2009

<i>Make-Model / Speed</i>							
<i>Serial Number / Vendor ID</i>							
<i>Life / Intro Date</i>							
<i>Connectivity / Printer Exp Date</i>							
<i>Vendor</i>	<i>7/1/2011 Meter</i>	<i>6/30/2012 Meter</i>	<i>2011/12 Annual Volume</i>	<i>2012/13 Projected Volume</i>	<i>Volume Difference</i>	<i>Cost/Copy Annual Cost</i>	<i>Recommendations</i>
<b>Caravel Middle</b>							
<b>Library</b>							
Ricoh AP410 28 CPM	132,164	136,050	3,886	42,757	-38,871	\$0.005170	<b>7 years from Intro.</b>
Q3256900739 / 11641008						\$20.09	
500,000 / <b>03/2005</b>	0	0	0	0	0	\$0.00000	
Black Network Printer						\$0.00	
Connected							
<b>IKON</b>							
Ricoh MP6000 60 CPM	550,283	953,817	403,534	246,451	157,083	\$0.004120	<b>None at this time.</b>
M9295200061 / 11904714						\$1,662.56	
3,000,000 / 04/2008	0	0	0	0	0	\$0.00000	
Black Photocopier						\$0.00	
Connected							
<b>IKON</b>							
<b>Main Office</b>							
Xerox 8860MFP 30 CPM Black & Color	233	15,298	15,065	2,000	13,065	\$0.016790	<b>None at this time.</b>
HBB043167 /						\$252.94	
750,000 / 09/2007	1,056	25,078	24,022	30,766	-6,744	\$0.03385	
Color Photocopier						\$813.14	
Connected 6/29/2014							
<b>VARY</b>							

# MSAD 23 / RSU 87

Date of Last Upgrade: 5/1/2009

Make-Model / Speed Serial Number / Vendor ID Life / Intro Date Connectivity / Printer Exp Date Vendor	7/1/2011 Meter	6/30/2012 Meter	2011/12 Annual Volume	2012/13 Projected Volume	Volume Difference	Cost/Copy Annual Cost	Recommendations
<b>Caravel Middle</b>							
<b>Special Education Room</b>							
Ricoh 4100N 31 CPM	17,551	21,667	4,116	16,016	-11,900	\$0.005170	<b>None at this time.</b>
S2076700183 / 11641062						\$21.28	
750,000 / 04/2007	0	0	0	0	0	\$0.00000	
Black Network Printer						\$0.00	
Connected							
IKON							
<b>Storage</b>							
Xerox 8550DP 30 CPM Black & Color	62,393	62,393	0	2,000	-2,000	\$0.005170	<b>Service Expired.</b>
WYP040197 /						\$0.00	
750,000 / <b>06/2005</b>	99,202	99,202	0	0	0	\$0.09050	
Color Network Printer						\$0.00	
Connected <b>11/15/2010</b>							
VARY							
	<b>Subtotals B&amp;W</b>		<b>588,769</b>	<b>478,797</b>		<b>\$2,661.92</b>	
	<b>Subtotals Color</b>		<b>24,022</b>	<b>30,766</b>		<b>\$813.14</b>	

Date of Last Upgrade: 5/1/2009

<i>Make-Model / Speed</i>							
<i>Serial Number / Vendor ID</i>							
<i>Life / Intro Date</i>							
<i>Connectivity / Printer Exp Date</i>							
<i>Vendor</i>	<i>7/1/2011 Meter</i>	<i>6/30/2012 Meter</i>	<i>2011/12 Annual Volume</i>	<i>2012/13 Projected Volume</i>	<i>Volume Difference</i>	<i>Cost/Copy Annual Cost</i>	<i>Recommendations</i>
<b>Carmel Elementary</b>							
<b>1st Grade Portable</b>							
Xerox 8550DP 30 CPM Black & Color	46,099	50,211	4,112	16,994	-12,882	\$0.005170	<b>Service expired. 7 years from Intro.</b>
WYP043358 /						\$21.26	
750,000 / <b>06/2005</b>	101,609	109,089	7,480	0	7,480	\$0.09050	
Color Network Printer						\$676.94	
Connected <b>11/15/2010</b>							
<b>VARY</b>							
<b>2nd Grade Portable</b>							
Ricoh 4100N 31 CPM	24,758	39,194	14,436	15,250	-814	\$0.005170	<b>None at this time.</b>
S2076700659 / 11641059						\$74.63	
750,000 / 04/2007	0	0	0	0	0	\$0.00000	
Black Network Printer						\$0.00	
Connected							
<b>IKON</b>							

Date of Last Upgrade: 5/1/2009

<i>Make-Model / Speed</i>							
<i>Serial Number / Vendor ID</i>							
<i>Life / Intro Date</i>							
<i>Connectivity / Printer Exp Date</i>							
<i>Vendor</i>	<i>7/1/2011 Meter</i>	<i>6/30/2012 Meter</i>	<i>2011/12 Annual Volume</i>	<i>2012/13 Projected Volume</i>	<i>Volume Difference</i>	<i>Cost/Copy Annual Cost</i>	<i>Recommendations</i>
<b>Carmel Elementary</b>							
<b>Computer Lab</b>							
Ricoh 4100N 31 CPM	38,142	49,575	11,433	15,250	-3,817	\$0.005170	<b>None at this time.</b>
S2076800070 / 11641060						\$59.11	
750,000 / 04/2007	0	0	0	0	0	\$0.00000	
Black Network Printer						\$0.00	
Connected							
<b>IKON</b>							
Ricoh 8200DN 50 CPM	0	34,771	34,771	0	34,771	\$0.003900	<b>None at this time.</b>
S3716400235 / 12281494						\$135.61	
1,000,000 / 06/2008	0	0	0	0	0	\$0.00000	
Black Network Printer						\$0.00	
Connected							
<b>IKON</b>							
Ricoh MP6000 60 CPM	992,459	1,408,476	416,017	471,570	-55,553	\$0.004120	<b>None at this time.</b>
M9295100509 / 11904713						\$1,713.99	
3,000,000 / 04/2008	0	0	0	0	0	\$0.00000	
Black Photocopier						\$0.00	
Connected							
<b>IKON</b>							

Date of Last Upgrade: 5/1/2009

<i>Make-Model / Speed</i>							
<i>Serial Number / Vendor ID</i>							
<i>Life / Intro Date</i>							
<i>Connectivity / Printer Exp Date</i>							
<i>Vendor</i>	<i>7/1/2011 Meter</i>	<i>6/30/2012 Meter</i>	<i>2011/12 Annual Volume</i>	<i>2012/13 Projected Volume</i>	<i>Volume Difference</i>	<i>Cost/Copy Annual Cost</i>	<i>Recommendations</i>
<b>Carmel Elementary</b>							
<b>Main Office</b>							
Canon 5020i 50 CPM	685,021	754,945	69,924	52,927	16,997	\$0.004440	<b>9 years from Intro.</b>
JCT02759 / 11908495						\$310.46	
1,000,000 / <b>06/2003</b>	0	0	0	0	0	\$0.00000	
Black Photocopier						\$0.00	
Connected							
<b>IKON</b>							
Xerox 8860MFP 30 CPM Black & Color	14,446	22,224	7,778	2,019	5,759	\$0.016790	<b>None at this time.</b>
HBB034354 /						\$130.59	
750,000 / 09/2007	42,555	68,956	26,401	24,793	1,608	\$0.03385	
Color Photocopier						\$893.67	
Connected 6/29/2014							
<b>VARY</b>							
	<b>Subtotals B&amp;W</b>		<b>558,471</b>	<b>574,010</b>		<b>\$2,445.65</b>	
	<b>Subtotals Color</b>		<b>33,881</b>	<b>24,793</b>		<b>\$1,570.61</b>	

## MSAD 23 / RSU 87

*Date of Last Upgrade: 5/1/2009*

*Make-Model / Speed*

*Serial Number / Vendor ID*

*Life / Intro Date*

Connectivity / Printer Exp Date

**Vendor**

<i>7/1/2011</i>	<i>6/30/2012</i>	<i>2011/12</i>	<i>2012/13</i>	<i>Volume</i>	<i>Cost/Copy</i>	<i>Recommendations</i>
<i>Meter</i>	<i>Meter</i>	<i>Annual</i>	<i>Projected</i>	<i>Difference</i>	<i>Annual Cost</i>	
		<i>Volume</i>	<i>Volume</i>			

## SAD 23 Bus Garage

**Office**

Ricoch 1515 15 CPM

K2059101532 / 475FT

150,000 / 07/2003

## Black Photocopier

Not Connected

# IKON

17,056	19,468	2,412	3,005	-593	\$0.004440	<b>9 years from Intro.</b>
					\$10.71	
0	0	0	0	0	\$0.000000	
					\$0.00	

**Subtotals B&W**

**2,412**

**3,005**

**\$10.71**

### Subtotals Color

0

*O*

**\$0.00**



# MSAD 23 / RSU 87

Date of Last Upgrade: 5/1/2009

<i>Make-Model / Speed</i>							
<i>Serial Number / Vendor ID</i>							
<i>Life / Intro Date</i>							
<i>Connectivity / Printer Exp Date</i>							
<i>Vendor</i>	<i>7/1/2011 Meter</i>	<i>6/30/2012 Meter</i>	<i>2011/12 Annual Volume</i>	<i>2012/13 Projected Volume</i>	<i>Volume Difference</i>	<i>Cost/Copy Annual Cost</i>	<i>Recommendations</i>
<b>SAD 23 District Office</b>							
<b>Main Office</b>							
Ricoh 2045 45 CPM	545,647	559,365	13,718	115,241	-101,523	\$0.004440	<b>9 years from Intro.</b>
K2955602573 / 11413103						\$60.91	
1,000,000 / <b>05/2003</b>	0	0	0	0	0	\$0.00000	
Black Photocopier						\$0.00	
Connected							
<b>IKON</b>							
<b>Special Education</b>							
Ricoh MPC300 32 CPM Black & Color	8,111	13,853	5,742	0	5,742	\$0.003900	<b>None at this time.</b>
S7315100184 / 12270790						\$22.39	
750,000 / 01/2011	5,987	7,428	1,441	0	1,441	\$0.04995	
Color Photocopier						\$71.98	
Connected							
<b>IKON</b>							
<b>Superintendent's Office</b>							
Ricoh MPC300 32 CPM Black & Color	8,111	27,043	18,932	0	18,932	\$0.004020	<b>None at this time.</b>
S7036000089 / 12267815						\$76.11	
750,000 / 01/2011	5,987	17,685	11,698	0	11,698	\$0.05155	
Color Photocopier						\$603.03	
Connected							
<b>IKON</b>							
	<b>Subtotals B&amp;W</b>		<b>38,392</b>	<b>115,241</b>		<b>\$159.41</b>	
	<b>Subtotals Color</b>		<b>13,139</b>	<b>0</b>		<b>\$675.01</b>	

Date of Last Upgrade: 5/1/2009

<i>Make-Model / Speed</i>							
<i>Serial Number / Vendor ID</i>							
<i>Life / Intro Date</i>							
<i>Connectivity / Printer Exp Date</i>							
<i>Vendor</i>	<i>7/1/2011 Meter</i>	<i>6/30/2012 Meter</i>	<i>2011/12 Annual Volume</i>	<i>2012/13 Projected Volume</i>	<i>Volume Difference</i>	<i>Cost/Copy Annual Cost</i>	<i>Recommendations</i>
<b>Smith Elementary</b>							
<b>Computer Lab</b>							
Ricoh 2051 51 CPM	1,179,541	1,305,200	125,659	76,387	49,272	\$0.004440	<b>8 years from Intro.</b>
K4455700630 / 11641036						\$557.93	
3,000,000 / <b>11/2004</b>	0	0	0	0	0	\$0.00000	
Black Photocopier						\$0.00	
Not Connected							
<b>IKON</b>							
Ricoh 8200DN 50 CPM	0	15,499	15,499	0	15,499	\$0.003900	<b>None at this time.</b>
S3716400237 / 12282867						\$60.45	
1,000,000 / 06/2008	0	0	0	0	0	\$0.00000	
Black Network Printer						\$0.00	
Connected							
<b>IKON</b>							
<b>Library</b>							
Ricoh MP6000 60 CPM	555,555	847,872	292,317	306,227	-13,910	\$0.004120	<b>None at this time.</b>
M9295100460 / 11333435						\$1,204.35	
3,000,000 / 04/2008	0	0	0	0	0	\$0.00000	
Black Photocopier						\$0.00	
Connected							
<b>IKON</b>							

Date of Last Upgrade: 5/1/2009

<i>Make-Model / Speed</i>							
<i>Serial Number / Vendor ID</i>							
<i>Life / Intro Date</i>							
<i>Connectivity / Printer Exp Date</i>	<i>7/1/2011</i>	<i>6/30/2012</i>	<i>2011/12</i>	<i>2012/13</i>	<i>Volume</i>	<i>Cost/Copy</i>	
<i>Vendor</i>	<i>Meter</i>	<i>Meter</i>	<i>Annual</i>	<i>Projected</i>	<i>Difference</i>	<i>Annual Cost</i>	<i>Recommendations</i>
<b>Smith Elementary</b>							
<b>Main Office</b>							
Xerox 8860MFP 30 CPM Black & Color	35,211	60,960	25,749	2,000	23,749	\$0.016790	<b>None at this time.</b>
HBB034347 /						\$432.33	
750,000 / 09/2007	26,291	49,500	23,209	7,859	15,350	\$0.03385	
Color Photocopier						\$785.62	
Connected 6/29/2014							
<b>VARY</b>							
<b>Portable</b>							
Xerox C2424DP 24 CPM Black & Color	90,872	95,829	4,957	17,217	-12,260	\$0.005170	<b>Service expired.</b>
VVK007514 /						\$25.63	<b>7 years from Intro.</b>
500,000 / <b>03/2005</b>	36,360	40,557	4,197	6,702	-2,505	\$0.09050	
Color Photocopier						\$379.83	
Connected <b>11/15/2010</b>							
<b>VARY</b>							
<b>Special Education Classroom</b>							
Ricoh AP410 28 CPM	64,031	72,113	8,082	7,527	555	\$0.005170	<b>7 years from Intro.</b>
Q3256900746 / 11413488						\$41.78	
500,000 / <b>03/2005</b>	0	0	0	0	0	\$0.00000	
Black Network Printer						\$0.00	
Connected							
<b>IKON</b>							



## *SPC Service & Supply Cost Savings*

This table compares your equipment cost per copy for service and supplies (black prints or copies only) before becoming an SPC client with your projected cost per copy through SPC presently. Annual Volume represents actual projected volume when you first became an SPC client on 4/1/2002. If all things remained the same, this table demonstrates your average annual and five-year savings.

<i>Annual Volume</i>	<i>Before SPC CPC</i>	<i>After SPC CPC</i>	<i>SPC's CPC Savings</i>	<i>SPC's Annual Cost Savings</i>	<i>SPC's 5-year Cost Savings</i>
<b>2,258,011</b>	<b>\$0.00924</b>	<b>\$0.00467</b>	<b>\$0.00456</b>	<b>\$10,296.53</b>	<b>\$51,482.65</b>

### *Projected Equipment Costs by Building - Black*

This table represents projected expenses for BLACK prints or copies by building based on recent activity. Approximate current paper case costs and averaged current annual lease payment are figured in to provide budget information for the upcoming fiscal year.

Building Name	Projected Volume	Service & Supply Cost	Paper Cost \$24.81/Case	Equipment Cost	Total Cost
Caravel Middle	588,769	\$2,721.04	\$2,921.47	\$3,886.67	\$9,529.18
Carmel Elementary	558,471	\$2,499.85	\$2,771.13	\$3,686.66	\$8,957.64
SAD 23 Bus Garage	2,412	\$10.95	\$11.97	\$15.92	\$38.84
SAD 23 District Office	38,392	\$163.00	\$190.50	\$253.44	\$606.94
Smith Elementary	555,839	\$2,753.83	\$2,758.07	\$3,669.28	\$9,181.19
<b>Totals</b>	<b>1,743,883</b>	<b>\$8,148.67</b>	<b>\$8,653.15</b>	<b>\$11,511.97</b>	<b>\$28,313.79</b>

## *Service & Supply Usage Profile by Vendor - Black*

This table represents actual expenses for BLACK prints or copies by vendor for the current year along with projected service & supply expenses for the upcoming fiscal year. Vendor typically invoices 80% of projected costs annually in advance. Cost per copy typically increases by 5% or CPI annually, whichever is less. Next year's increase will be **2.3%**.

<i>Vendor</i>	<i>Equipment Type</i>	<i>2011/12 Annual Volume</i>	<i>2011/12 Cost Per Copy</i>	<i>2011/12 Total Cost</i>	<i>2012/13 Cost Per Copy</i>	<i>2012/13 Projected Cost</i>
Ricoh USA	Color Photocopier	18,932	\$0.00402	\$76.11	\$0.00411	\$77.81
Ricoh USA	Color Photocopier	5,742	\$0.00390	\$22.39	\$0.00399	\$22.91
Ricoh USA	Black Photocopier	420,677	\$0.00444	\$1,867.81	\$0.00454	\$1,909.87
Ricoh USA	Black Photocopier	1,111,868	\$0.00412	\$4,580.90	\$0.00421	\$4,680.96
Ricoh USA	Black Network Printer	45,766	\$0.00517	\$236.61	\$0.00529	\$242.10
Ricoh USA	Black Network Printer	83,153	\$0.00390	\$324.30	\$0.00399	\$331.78
Vary Technologies	Color Photocopier	48,592	\$0.01679	\$815.86	\$0.01718	\$834.81
Vary Technologies	Color Photocopier	4,957	\$0.00517	\$25.63	\$0.00529	\$26.22
Vary Technologies	Color Network Printer	4,196	\$0.00517	\$21.69	\$0.00529	\$22.20
<b><i>Totals and Averages</i></b>		<b><i>1,743,883</i></b>	<b><i>\$0.00457</i></b>	<b><i>\$7,971.29</i></b>	<b><i>\$0.00467</i></b>	<b><i>\$8,148.66</i></b>



### *Projected Equipment Costs by Building - Color*

This table represents projected expenses for COLOR prints or copies by building based on recent activity. Approximate current paper costs are figured in to provide budget information for the upcoming fiscal year. Equipment cost is not calculated with color usage.

Building Name	Projected Volume	Service & Supply Cost	Paper Cost \$24.81/Case	Total Cost
Caravel Middle	24,022	\$831.88	\$119.20	\$951.08
Carmel Elementary	33,881	\$1,606.77	\$168.12	\$1,774.88
SAD 23 Bus Garage	0	\$0.00	\$0.00	\$0.00
SAD 23 District Office	13,139	\$690.59	\$65.20	\$755.78
Smith Elementary	27,485	\$1,199.60	\$136.38	\$1,335.98
<b>Totals</b>	<b>98,527</b>	<b>\$4,328.83</b>	<b>\$488.89</b>	<b>\$4,817.73</b>

## *Service & Supply Usage Profile by Vendor - Color*

This table represents actual and projected expenses for COLOR prints or copies by vendor for the current and next fiscal year. Color copies are typically billed in arrears quarterly or semi-annually. Cost per copy typically increases by 5% or CPI annually, whichever is less. Next year's increase will be **2.3%**.

<i>Vendor</i>	<i>Equipment Type</i>	<i>2011/12 Annual Volume</i>	<i>2011/12 Cost Per Copy</i>	<i>2011/12 Actual Cost</i>	<i>2012/13 Cost Per Copy</i>	<i>2012/13 Projected Cost</i>
Ricoh USA	Color Photocopier	11,698	\$0.05155	\$603.03	\$0.05274	\$616.95
Ricoh USA	Color Photocopier	1,441	\$0.04995	\$71.98	\$0.05110	\$73.64
Vary Technologies	Color Photocopier	4,197	\$0.09050	\$379.83	\$0.09258	\$388.56
Vary Technologies	Color Photocopier	73,632	\$0.03385	\$2,492.44	\$0.03463	\$2,549.88
Vary Technologies	Color Network Printer	7,559	\$0.09050	\$684.09	\$0.09258	\$699.81
<b><i>Totals and Averages</i></b>		<b>98,527</b>	<b>\$0.04295</b>	<b>\$4,231.37</b>	<b>\$0.04394</b>	<b>\$4,328.83</b>

## Reprographic Equipment Assessment

This chart provides the status of your equipment and details of your current lease, if any. \*

Total # of Units	27
# of Units on Lease	13
# of Units Owned	14
Lease Company	Northway Bank
Lease Start Date	5/1/2009
Lease End Date	8/1/2013
Term	5 Annual
Annual Payment usually due on 8/1	\$11,511.97
Remaining Payments	1

*\*The determination on the lease has no bearing on Service & Supply and Warranty Contracts.*

## *Leased Equipment*

Equipment currently held as collateral under SPC-monitored or private lease.

<b>Building</b>	<b>Make</b>	<b>Model</b>	<b>Serial #</b>
Caravel Middle	Ricoh	4100N	S2076800371
Caravel Middle	Ricoh	MP6000	M9295200061
Caravel Middle	Ricoh	4100N	S2076700183
Caravel Middle	Xerox	8860MFP	HBB043167
Carmel Elementary	Canon	5020i	JCT02759
Carmel Elementary	Ricoh	4100N	S2076700659
Carmel Elementary	Ricoh	4100N	S2076800070
Carmel Elementary	Ricoh	MP6000	M9295100509
Carmel Elementary	Xerox	8860MFP	HBB034354
Smith Elementary	Ricoh	MP6000	M9295100460
Smith Elementary	Ricoh	MP5000B	M5685400098
Smith Elementary	Xerox	C2424DP	VVK007514
Smith Elementary	Xerox	8860MFP	HBB034347

## Owned Equipment

Equipment currently owned by client.

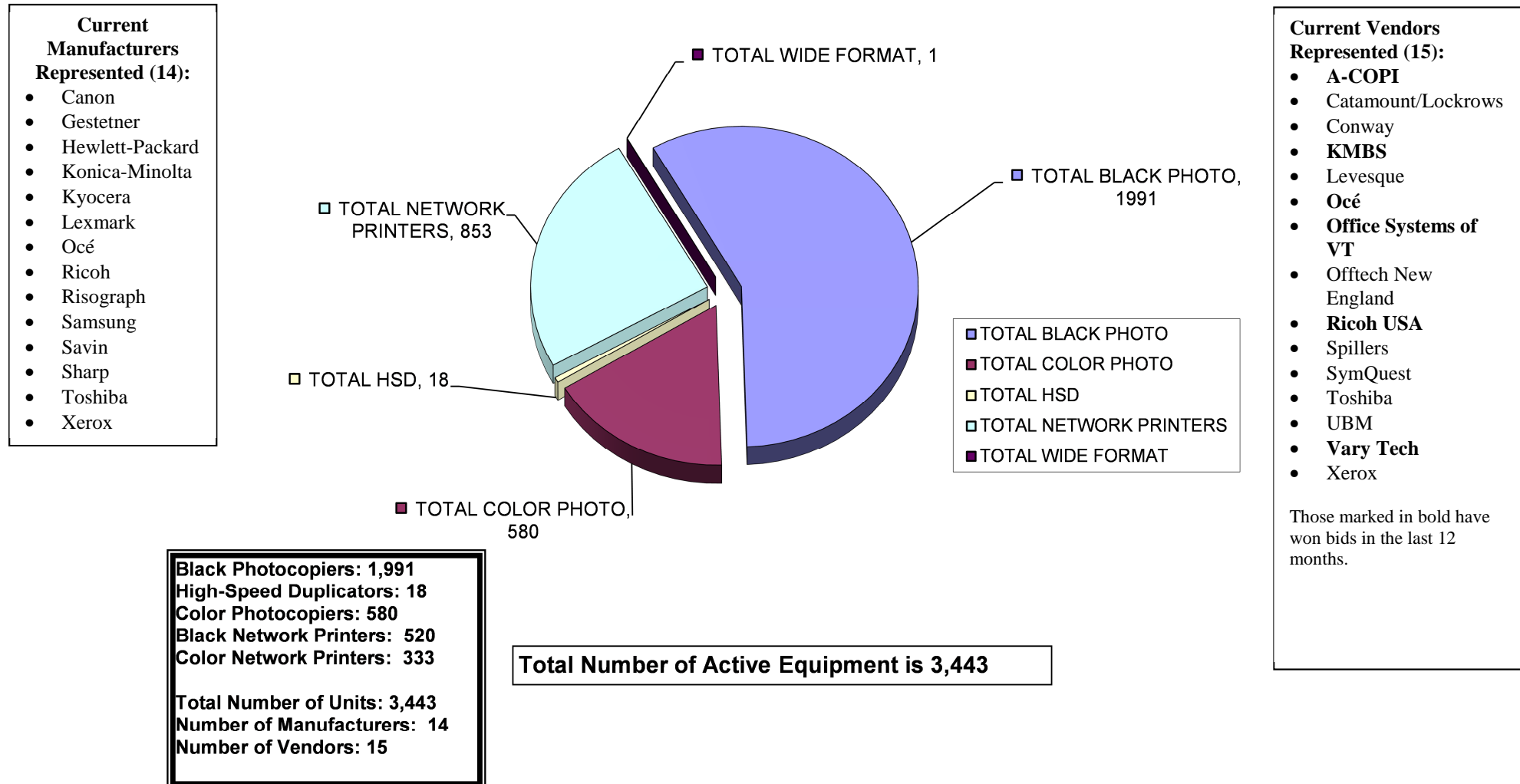
Building	Make	Model	Serial #
Caravel Middle	Ricoh	8200DN	S3716400234
Caravel Middle	Ricoh	AP410	Q3256900739
Caravel Middle	Ricoh	2051	K4455500559
Caravel Middle	Xerox	8550DP	WYP040197
Carmel Elementary	Ricoh	8200DN	S3716400235
Carmel Elementary	Xerox	8550DP	WYP043358
SAD 23 Bus Garage	Ricoh	1515	K2059101532
SAD 23 District Office	Ricoh	2045	K2955602573
SAD 23 District Office	Ricoh	MPC300	S7036000089
SAD 23 District Office	Ricoh	MPC300	S7315100184
Smith Elementary	Ricoh	2051	K4455700630
Smith Elementary	Ricoh	AP410	Q3256900746
Smith Elementary	Ricoh	8200DN	S3716400237
Smith Elementary	Xerox	8550DP	WYP045738

**NOTE:** With your next upgrade, your current Leased Equipment would be listed as Owned, and any new equipment would be listed as Leased. Your current Owned Equipment would be traded out.

## Active Reprographic Equipment & Manufacturers

SPC currently maintains 3,4 high-end production reprographic units across the tri-state region. They are currently running over 301 million annual prints (black and color), culminating into over 1.5 billion prints over five years!

### SPC Total Active Equipment



## *Improved SPC Services*

### **Print Management Software (MagicSoft) with its Benefits**

In 2007 we initiated what is called **Print Management Software**. It was designed to capture meter reads and order supplies electronically on most, if not all, of your networked printing devices automatically. This software offers the following benefits:

#### *Collect meter reads daily. Benefits...*

- IT staff can isolate problem volume locations
- Monitor over-use or under-use locations and make the adjustments sooner
- Know when to shift from expensive laser and inkjet printers to low-cost-of-operation reprographic units
- Project cost on both black and color prints before the invoice arrives

#### *Automatic ordering of consumable items. Benefits...*

- Eliminate the need of valuable time spent ordering supplies manually

#### *Automatic service alert sent to service provider. Benefit...*

- E-mail sent out to both IT staff and service provider. Provider will then call to verify service need with IT staff to qualify the issue and send out a technician.

#### *Cost per print plan for networking printing devices such as HP and Lexmark network printers. Benefits...*

- Instead of individual expensive purchase of supply items, a cost-per-print quarterly in arrears at about half what you are currently paying will be offered.



## Announcing : STAR Doc!

SPC would like to introduce an exciting new tool:



**STAR Doc** has been custom developed and designed by SPC to assist their clients in efficiently and effectively managing all their assets. The detailed floor maps feature for all of our clients' devices is unique and invaluable. The floor maps will provide online, real-time information on each device daily, including meter reads. SPC realizes how important it is for their clients to be aligned with their budget. In response to that need, **STAR Doc** has the ability to project your budget and determine if you are on target or falling behind. This valuable feature provides our clients the access to information needed to make important budget decisions before the end of the year. Additionally, **STAR Doc** will store all your documents, which will include your most recent Upgrade Report, Annual Report, Compare Report, and Total Bid Analysis. At SPC we strive to improve our services and optimize our clients' resources; we are proud to be able to offer our clients all the benefits of the **STAR Doc** system.

Anticipated released date: September 2012

## SPC's Service & Supply Contract – Purpose & Sample

In an effort to serve our clients better, at our own expense, SPC hired Bond Counsel to set up your Service & Supply Contract to ensure accuracy and protection to our Clients. Integrated into and tailored to mirror the Lease-Purchase Agreement, this contract protects equipment held as collateral under the Lease-Purchase Agreement or for equipment already owned and purchased outright. Please note that it provides you with the option to upgrade your service contract with a 30-day termination notice. This provides you tremendous flexibility.

### CONTRACT SAMPLE:

## SERVICE AND SUPPLY CONTRACT (LEASED EQUIPMENT)

The Vendor identified below of the equipment described at Exhibit A to Property Schedule No. 1 (the "Equipment") to a Master Lease-Purchase Agreement between M.S.T. Government Leasing, LLC, as lessor (the "Lessor") and Client, as lessee (the "Lessee"), dated beginning date, (the "Lease-Purchase") hereby contracts with Lessee for the term of the Lease-Purchase (terminating on ending date) to provide comprehensive services, supplies, and maintenance to such Equipment, excluding only the cost of paper, transparencies, and staples, at a cost per copy per item of Equipment as shown on Schedule A attached hereto. In addition, for high-speed duplicators, Vendor may charge the cost shown on Schedule A attached hereto for masters used when the number of copies made by use of such masters is, on an annual average, fewer than 100. Vendor shall provide a four-hour response time to all service calls.

On July 1 of each calendar year during the term of the Lease-Purchase, Vendor, at its option, may increase such costs per copy under this Service and Supply Contract (the "Contract") by 5% or by a percentage equal to the increase during the immediately preceding 12-month period of "The Consumer Price Index for All Urban Consumers (CPI-U) for the U.S. City Average for All Items, 1982-84 = 100," whichever is less.

On July 1 of each calendar year during the term of the Lease-Purchase, Vendor shall credit to Lessee any cost of this Contract prepaid by Lessee and unused by Lessee because fewer copies were made by Lessee during the Contract period ending on such July 1 than were originally estimated under this Contract to be made by Lessee during such period. *If the Lease-Purchase is terminated prior to the end of its term, Vendor shall prorate and return to Lessee, within 30 days of such termination, any cost of this Contract prepaid by Lessee and unused by Lessee because of such early termination of the Lease-Purchase.*

Vendor: \_\_\_\_\_  
 Street Address: \_\_\_\_\_  
 City/State/Zip: \_\_\_\_\_  
 By (signature): \_\_\_\_\_  
 Name: \_\_\_\_\_  
 Title: \_\_\_\_\_

Lessee: \_\_\_\_\_  
 Street Address: \_\_\_\_\_  
 City/State/Zip: \_\_\_\_\_  
 By (signature): \_\_\_\_\_  
 Name: \_\_\_\_\_  
 Title: \_\_\_\_\_

## *SPC's Dual-Layered Warranty – Purpose & Explanation*

Reprographic equipment is expensive and does not hold its value. Therefore, it is crucial for you and the banking industry holding the collateral to secure this asset.

Our unique Dual-Layered Warranty guarantees a like-for-like no-charge replacement unit in the event of equipment not performing satisfactorily.

1. **Servicing Vendor;** implemented in 1988
2. **ESP Electrical;** implemented in 2007, all photocopiers with such units will be warranted from electrical damage by ESP.

**ESPs** (Electronic Surge Protectors) with our most recent upgrades are being installed by SPC on 40 CPM units and faster in order to cut down on approximately 30% of all service calls. These units will not only protect from electrical surges but will also filter out electronic noise that creates havoc with boards and the operation of your equipment.

## WARRANTY SAMPLE:

## WARRANTY (LEASED EQUIPMENT)

The Vendor identified below of the equipment described on Schedule A(P) attached hereto (the "Equipment") sold by Vendor to \_\_\_\_\_ (the "Owner") hereby warrants to Owner that, if any such Equipment malfunctions through no fault of Owner during a term commencing on \_\_\_\_\_ and terminating on \_\_\_\_\_ and such Equipment cannot be repaired promptly, Vendor promptly will replace such Equipment with equipment which is equal to or superior in quality and capabilities to the Equipment being replaced, at no cost to Owner.

The only exclusions to this Warranty are as follows:

1. This Warranty will expire for an item of Equipment when the life expectancy of such item of Equipment in number of copies, as shown on Schedule A(P) attached hereto, is exceeded;
2. This Warranty will expire for an item of Equipment at the date which is ten years after such Equipment was first offered for sale or lease by the manufacturer as shown on Schedule A(P) attached hereto.

<b>Vendor:</b>	_____
<b>Street Address:</b>	_____
<b>City/State/Zip:</b>	_____
<b>By (signature):</b>	_____
<b>Name:</b>	_____
<b>Title:</b>	_____